

SuperLife

KiwiSaver scheme

Disclosure statements





SuperLife Cash Pool

What is the purpose of this statement?

This statement provides key information about the SuperLife Cash Pool. It tells you how the fund has performed and what fees it charged, and will help you to compare it with other funds. We prepared this statement in accordance with the KiwiSaver (Periodic Disclosure) Regulations 2013. This information is not audited and may be updated.

Description of the fund

The fund invests on a passive basis in NZ cash and cash-equivalent assets. Investment decisions take into account the interest rate outlook on a 6 to 12 month time frame and returns should be measured over a 1 to 2 year period.

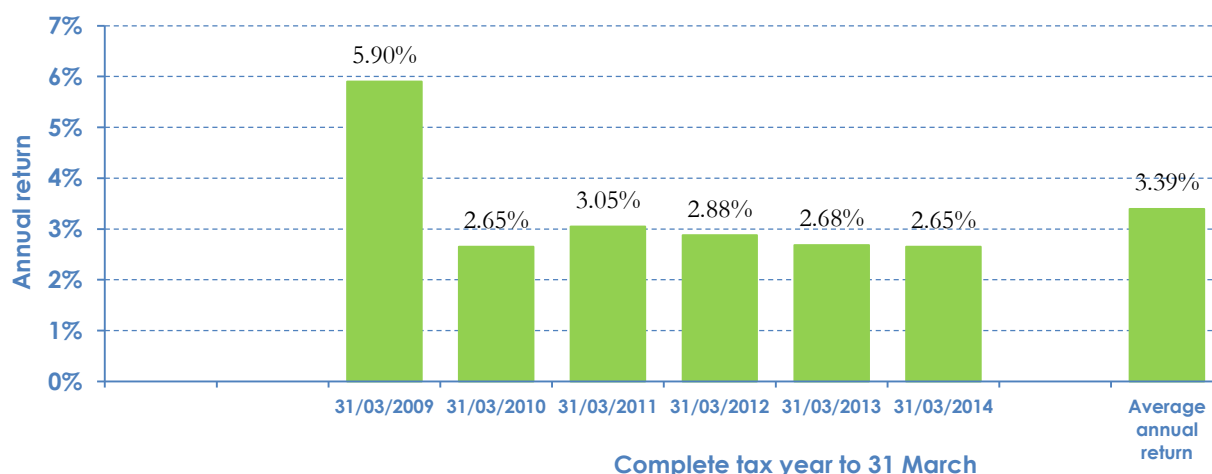
Total value of the fund:	\$26,928,308
Number of members in the fund:	9,913
Date the fund started:	2 October 2007

How has the fund performed?

Annual return:	Past year
(after deductions for fund fees and tax ¹)	2.53%

How has the fund performed in the past?

This shows the return after fund fees and taxes for each tax year since the fund started and the **average annual return**⁴ since the fund started. It's important to note that this does not tell you how the fund will perform in the future.





What fees were members charged?

The returns above are after deductions for **fund fees**². These fees were last totalled up for the year to 31 March 2014 and were:

Total fund fees:	0.58% of members' investments
<i>Which are made up of:</i>	
Annual management fee:	0.52%
Performance-based fees:	0.00%
Other fees and costs:	0.06%

Members were also charged **membership fees**³ of \$33 over the year to 31 March 2014.

Members may also be charged fees for specific actions or decisions (e.g. transferring to another KiwiSaver scheme). See http://www.SuperLife.co.nz/documents/kiwisaver_fees.pdf for more information about these fees.


Example of how this applies to a member

Michael had \$10,000 in the fund at the start of the year and did not make any further contributions. At the end of the year, Michael received a return after fund fees and taxes were deducted of \$252.00 (that's 2.52% of his initial \$10,000). Michael also paid \$33.00 in membership fees. This gives Michael a total return of \$219.00 for the year.

What does the fund invest in?

Actual investment mix

This shows the types of assets that the fund invests in.





Target investment mix

This shows the mix of assets that the fund generally intends to invest in.

Cash and cash equivalents	100.00%
New Zealand fixed interest	0.00%
International fixed interest	0.00%
Australasian equities	0.00%
International equities	0.00%
Listed property	0.00%
Unlisted property	0.00%
Other	0.00%

Top ten investments

	Name	Percentage of fund net assets	Type	Country	Credit rating (if applicable)
1	SOUTHLAND BUILDING SOCIETY 031114 4.18 TD (TZ14N03D)	6.37%	Cash & cash equivalents	New Zealand	BBB
2	VECTOR LTD 151014 7.80 CB (VEC1014A)	5.37%	Cash & cash equivalents	New Zealand	BBB
3	KIWBANK LIMITED 050916 FRN (KIW0916A)	5.10%	Cash & cash equivalents	New Zealand	A+
4	RABOBANK NEDERLAND NEW ZEALAND BRANCH 020516 FRN	4.65%	Cash & cash equivalents	New Zealand	AA-
5	ASB BANK LIMITED 230317 FRN (ASB0317A)	4.61%	Cash & cash equivalents	New Zealand	AA-
6	WESTPAC NEW ZEALAND LTD 080816 FRN (WBC0816A)	4.45%	Cash & cash equivalents	New Zealand	AA-
7	ASB BANK LIMITED 060617 FRN (ASB0617B)	4.22%	Cash & cash equivalents	New Zealand	AA-
8	WESTPAC BANKING CORP 170615 4.53 TD (TZ15617B)	3.64%	Cash & cash equivalents	New Zealand	AA-
9	UDC FINANCE LTD 311014 4.20 CB (UDC1014B)	3.41%	Cash & cash equivalents	New Zealand	AA-
10	WESTPAC NEW ZEALAND LTD 160315 FRN (WBC0315A)	3.36%	Cash & cash equivalents	New Zealand	AA-

The top 10 investments make up 45.18% of the fund.

Key personnel

This shows the directors and employees who have the most influence on the investment decisions of the fund.

Name	Current position	Time in current position	Previous or other positions	Time in previous or other position
Michael Chamberlain	Director, Investments	16 years 3 months		
Owen Nash	Director, Investment Committee	13 years 3 months		
John O'Reilly	GM, Investment Operations	5 years 11 months		
Ryan Gillanders	Investment Analyst	6 years 0 months		
Daniel Borrie	Investment Analyst	4 years 0 months		

**Further information:****Information about conflicts of interest**

There have not been changes to the nature, or increases in the scale of, the funds related-party transactions compared with the last quarter. See the SuperLife annual financial statements for more information about the scheme's related-party transactions.

Changes to trade allocation, execution and proxy voting policies

There have not been changes to the fund's trade allocation, execution and proxy voting policies in the past three months. See www.superlife.co.nz/documents/policies.pdf for more information about these policies.

Changes to valuation methods

There have not been changes to the fund's valuation methods in the past three months.

Electronic disclosure of this information

Most of the information contained in this statement, including some additional information, is available in a spreadsheet at www.superlife.co.nz/data_files/QDS/2014_June/Cash_data.xls.

Notes

- ¹ Returns in this statement are after tax at the highest prescribed investor rate (PIR) of tax for an individual New Zealand resident. Your tax rate may be lower.
- ² Fund fees are fees charged as a percentage of a member's interest in the fund (i.e. as a percentage of their KiwiSaver Account balance).
- ³ Membership fees are the fixed dollar charges for membership in the KiwiSaver scheme. It is deducted at \$2.75 a month from your KiwiSaver Account. If you invest in more than one fund of SuperLife, only one administration fee is deducted.
- ⁴ The average annual return is the average return since the start of the fund. It therefore includes the period prior to the completion of the first complete tax year and also the period since the end of the last complete tax year. It is not the average of the bars shown in the graph.



SuperLife

Manager's certificate

On behalf of SuperLife Limited, as the manager of the KiwiSaver scheme known as SuperLife (KSS 10022), we state:

1. This disclosure statement has been prepared for the purposes of the KiwiSaver (Periodic Disclosure) Regulations 2013 ("**Regulations**");
2. To the best of our knowledge after making reasonable enquiry, all information required by the Regulations has been disclosed in accordance with these Regulations and the information presented is accurate;
3. This disclosure statement does not contain any statement that is likely to deceive or mislead with regard to any particular that would be material to an offer of an interest in SuperLife.

Michael Chamberlain, Director

Owen Nash, Director

21 July 2014

Date



SuperLife NZ Bonds Pool

What is the purpose of this statement?

This statement provides key information about the SuperLife NZ Bonds Pool. It tells you how the fund has performed and what fees it charged, and will help you to compare it with other funds. We prepared this statement in accordance with the KiwiSaver (Periodic Disclosure) Regulations 2013. This information is not audited and may be updated.

Description of the fund

The fund invests on a passive basis in NZ fixed interest assets, to capture the market return available from the NZ "investment-grade" bond market. Investment decisions take into account the interest rate outlook on a 1 to 3 year time frame and returns should be measured over a 3 to 5 year period.

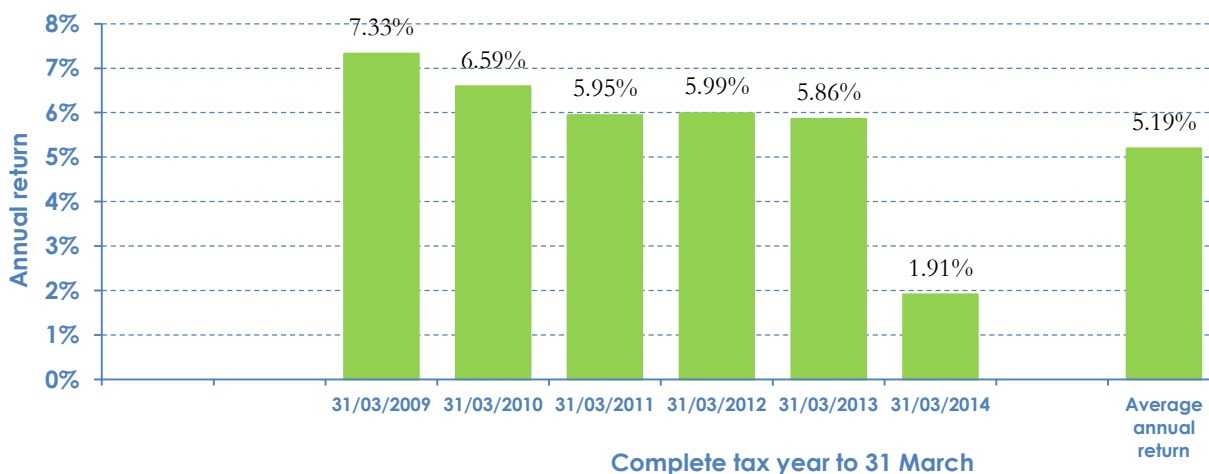
Total value of the fund:	\$22,463,174
Number of members in the fund:	4,836
Date the fund started:	2 October 2007

How has the fund performed?

Annual return:	Past year
(after deductions for fund fees and tax ¹)	2.87%

How has the fund performed in the past?

This shows the return after fund fees and taxes for each tax year since the fund started and the **average annual return**⁴ since the fund started. It's important to note that this does not tell you how the fund will perform in the future.





What fees were members charged?

The returns above are after deductions for **fund fees**². These fees were last totalled up for the year to 31 March 2014 and were:

Total fund fees:	0.60% of members' investments
<i>Which are made up of:</i>	
Annual management fee:	0.55%
Performance-based fees:	0.00%
Other fees and costs:	0.05%

Members were also charged **membership fees**³ of \$33 over the year to 31 March 2014.

Members may also be charged fees for specific actions or decisions (e.g. transferring to another KiwiSaver scheme). See http://www.SuperLife.co.nz/documents/kiwisaver_fees.pdf for more information about these fees.


Example of how this applies to a member

Michael had \$10,000 in the fund at the start of the year and did not make any further contributions. At the end of the year, Michael received a return after fund fees and taxes were deducted of \$286.00 (that's 2.86% of his initial \$10,000). Michael also paid \$33.00 in membership fees. This gives Michael a total return of \$253.00 for the year.

What does the fund invest in?

Actual investment mix

This shows the types of assets that the fund invests in.





Target investment mix

This shows the mix of assets that the fund generally intends to invest in.

Cash and cash equivalents	0.00%
New Zealand fixed interest	100.00%
International fixed interest	0.00%
Australasian equities	0.00%
International equities	0.00%
Listed property	0.00%
Unlisted property	0.00%
Other	0.00%

Top ten investments

	Name	Percentage of fund net assets	Type	Country	Credit rating (if applicable)
1	NEW ZEALAND 150423 5.5 GB (NZG0423)	4.43%	New Zealand Fixed Interest	New Zealand	AA+
2	MIGHTY RIVER POWER LTD 121016 7.55 GOVT BOND (MRP1016)	3.99%	New Zealand Fixed Interest	New Zealand	BBB+
3	RABOBANK NEDERLAND NEW ZEALAND 190319 6.10 CB (RAB0319A)	3.71%	New Zealand Fixed Interest	New Zealand	AA-
4	TCNZ FINANCE LTD 251019 5.25 CB (TCN1019A)	3.49%	New Zealand Fixed Interest	New Zealand	A-
5	INLAND REVENUE DEPOSIT 050615 RCD (IR15605A)	3.23%	New Zealand Fixed Interest	New Zealand	AA+
6	AUCKLAND SAVINGS BANK 080617 6.06 CB (ASB0617A)	3.23%	New Zealand Fixed Interest	New Zealand	AA-
7	ANZ BANK NEW ZEALAND LTD 270219 5.43 CB (ANZ0219A)	3.20%	New Zealand Fixed Interest	New Zealand	AA-
8	CONTACT ENERGY LIMITED 130417 7.855 CB (CON0417)	3.02%	New Zealand Fixed Interest	New Zealand	BBB
9	NEW ZEALAND GOVERNMENT 150521 6.0 GB (NZG0521A)	2.86%	New Zealand Fixed Interest	New Zealand	AA+
10	FONTERRA COOPERATIVE GROUP LTD 250222 5.90 CB (FON0222A)	2.68%	New Zealand Fixed Interest	New Zealand	A+

The top 10 investments make up 33.84% of the fund.

Key personnel

This shows the directors and employees who have the most influence on the investment decisions of the fund.

Name	Current position	Time in current position	Previous or other positions	Time in previous or other position
Michael Chamberlain	Director, Investments	16 years 3 months		
Owen Nash	Director, Investment Committee	13 years 3 months		
John O'Reilly	GM, Investment Operations	5 years 11 months		
Ryan Gillanders	Investment Analyst	6 years 0 months		
Daniel Borrie	Investment Analyst	4 years 0 months		

**Further information:****Information about conflicts of interest**

There have not been changes to the nature, or increases in the scale of, the funds related-party transactions compared with the last quarter. See the SuperLife annual financial statements for more information about the scheme's related-party transactions.

Changes to trade allocation, execution and proxy voting policies

There have not been changes to the fund's trade allocation, execution and proxy voting policies in the past three months. See www.superlife.co.nz/documents/policies.pdf for more information about these policies.

Changes to valuation methods

There have not been changes to the fund's valuation methods in the past three months.

Electronic disclosure of this information

Most of the information contained in this statement, including some additional information, is available in a spreadsheet at www.superlife.co.nz/data_files/QDS/2014_June/NZ_Bonds_data.xls.

Notes

- ¹ Returns in this statement are after tax at the highest prescribed investor rate (PIR) of tax for an individual New Zealand resident. Your tax rate may be lower.
- ² Fund fees are fees charged as a percentage of a member's interest in the fund (i.e. as a percentage of their KiwiSaver Account balance).
- ³ Membership fees are the fixed dollar charges for membership in the KiwiSaver scheme. It is deducted at \$2.75 a month from your KiwiSaver Account. If you invest in more than one fund of SuperLife, only one administration fee is deducted.
- ⁴ The average annual return is the average return since the start of the fund. It therefore includes the period prior to the completion of the first complete tax year and also the period since the end of the last complete tax year. It is not the average of the bars shown in the graph.



SuperLife

Manager's certificate

On behalf of SuperLife Limited, as the manager of the KiwiSaver scheme known as SuperLife (KSS 10022), we state:

1. This disclosure statement has been prepared for the purposes of the KiwiSaver (Periodic Disclosure) Regulations 2013 ("**Regulations**");
2. To the best of our knowledge after making reasonable enquiry, all information required by the Regulations has been disclosed in accordance with these Regulations and the information presented is accurate;
3. This disclosure statement does not contain any statement that is likely to deceive or mislead with regard to any particular that would be material to an offer of an interest in SuperLife.

Michael Chamberlain, Director

Owen Nash, Director

21 July 2014

Date



SuperLife

Overseas Government Bonds Pool

What is the purpose of this statement?

This statement provides key information about the SuperLife Overseas Government Bonds Pool. It tells you how the fund has performed and what fees it charged, and will help you to compare it with other funds. We prepared this statement in accordance with the KiwiSaver (Periodic Disclosure) Regulations 2013. This information is not audited and may be updated.

Description of the fund

The fund invests on a passive index basis in fixed interest assets of the governments of the overseas developed countries, with the foreign currency exposure hedged to NZ dollars. Returns should be measured over a 3 to 5 year period.

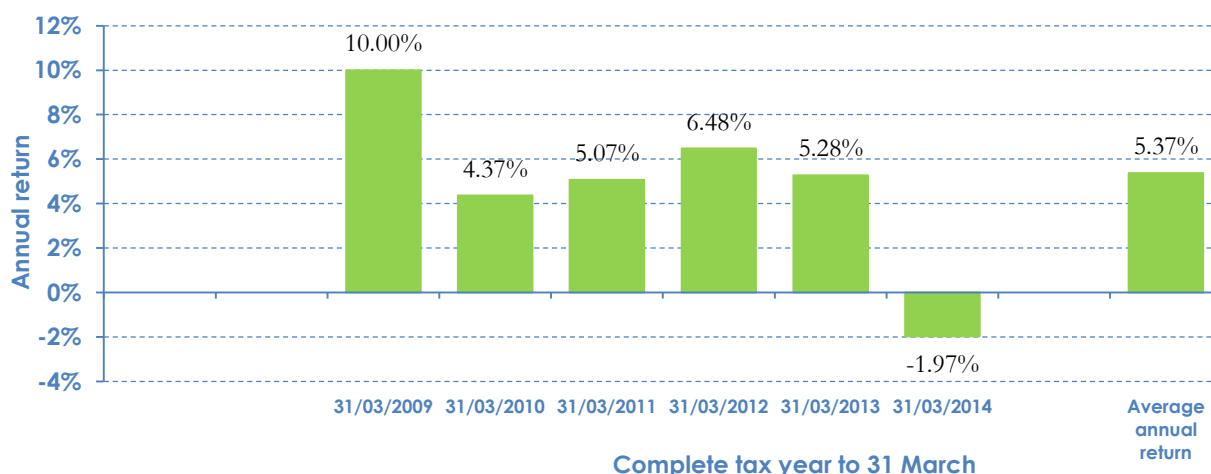
Total value of the fund:	\$4,347,814
Number of members in the fund:	3,783
Date the fund started:	2 October 2007

How has the fund performed?

Annual return:	Past year
(after deductions for fund fees and tax ¹)	2.59%

How has the fund performed in the past?

This shows the return after fund fees and taxes for each tax year since the fund started and the **average annual return**⁴ since the fund started. It's important to note that this does not tell you how the fund will perform in the future.





What fees were members charged?

The returns above are after deductions for **fund fees**². These fees were last totalled up for the year to 31 March 2014 and were:

Total fund fees:	0.64% of members' investments
<i>Which are made up of:</i>	
Annual management fee:	0.59%
Performance-based fees:	0.00%
Other fees and costs:	0.05%

Members were also charged **membership fees**³ of \$33 over the year to 31 March 2014.

Members may also be charged fees for specific actions or decisions (e.g. transferring to another KiwiSaver scheme). See http://www.SuperLife.co.nz/documents/kiwisaver_fees.pdf for more information about these fees.

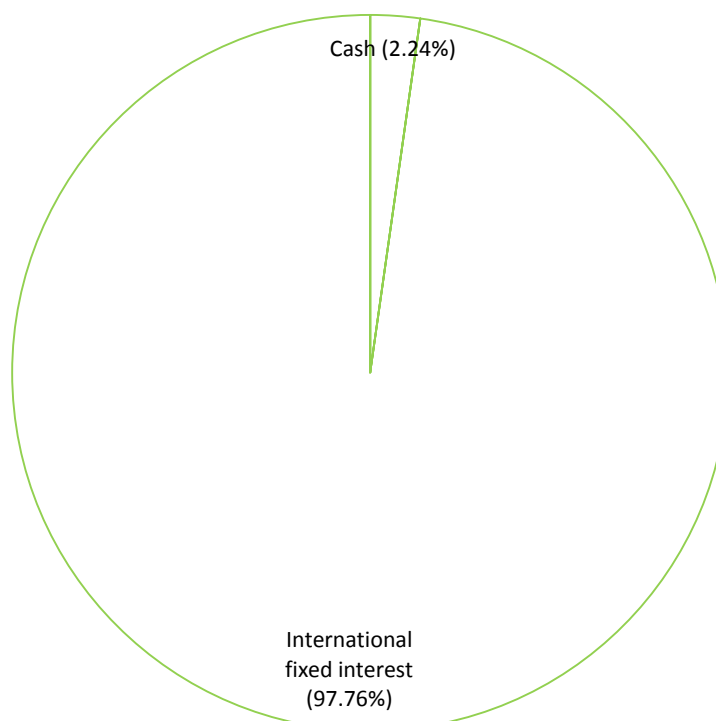
Example of how this applies to a member

Michael had \$10,000 in the fund at the start of the year and did not make any further contributions. At the end of the year, Michael received a return after fund fees and taxes were deducted of \$258.00 (that's 2.58% of his initial \$10,000). Michael also paid \$33.00 in membership fees. This gives Michael a total return of \$225.00 for the year.

What does the fund invest in?

Actual investment mix

This shows the types of assets that the fund invests in.





Target investment mix

This shows the mix of assets that the fund generally intends to invest in.

Cash and cash equivalents	0.00%
New Zealand fixed interest	0.00%
International fixed interest	100.00%
Australasian equities	0.00%
International equities	0.00%
Listed property	0.00%
Unlisted property	0.00%
Other	0.00%

Top ten investments

	Name	Percentage of fund net assets	Type	Country	Credit rating (if applicable)
1	SSgA Global Fixed Income Index Trust (SGAGFXI)	97.73%	Fund	Australia	n/a
2	Cash deposit (TSB Bank)	2.03%	Cash & cash equivalents	New Zealand	n/a
3	Forward hedging contract NZ:Australian dollars	0.20%	Cash & cash equivalents	Australia	n/a
4					
5					
6					
7					
8					
9					
10					

The top 10 investments make up 99.96% of the fund.

5

Key personnel

This shows the directors and employees who have the most influence on the investment decisions of the fund.

Name	Current position	Time in current position	Previous or other positions	Time in previous or other position
Michael Chamberlain	Director, Investments	16 years 3 months		
Owen Nash	Director, Investment Committee	13 years 3 months		
John O'Reilly	GM, Investment Operations	5 years 11 months		
Ryan Gillanders	Investment Analyst	6 years 0 months		
Daniel Borrie	Investment Analyst	4 years 0 months		



Further information:

Information about conflicts of interest

There have not been changes to the nature, or increases in the scale of, the funds related-party transactions compared with the last quarter. See the SuperLife annual financial statements for more information about the scheme's related-party transactions.

Changes to trade allocation, execution and proxy voting policies

There have not been changes to the fund's trade allocation, execution and proxy voting policies in the past three months. See www.superlife.co.nz/documents/policies.pdf for more information about these policies.

Changes to valuation methods

There have not been changes to the fund's valuation methods in the past three months.

Electronic disclosure of this information

Most of the information contained in this statement, including some additional information, is available in a spreadsheet at www.superlife.co.nz/data_files/QDS/2014_June/Overseas_Government_Bonds_data.xls.

Notes

- ¹ Returns in this statement are after tax at the highest prescribed investor rate (PIR) of tax for an individual New Zealand resident. Your tax rate may be lower.
- ² Fund fees are fees charged as a percentage of a member's interest in the fund (i.e. as a percentage of their KiwiSaver Account balance).
- ³ Membership fees are the fixed dollar charges for membership in the KiwiSaver scheme. It is deducted at \$2.75 a month from your KiwiSaver Account. If you invest in more than one fund of SuperLife, only one administration fee is deducted.
- ⁴ The average annual return is the average return since the start of the fund. It therefore includes the period prior to the completion of the first complete tax year and also the period since the end of the last complete tax year. It is not the average of the bars shown in the graph.
- ⁵ In addition to the investments, the fund had current assets/liabilities. As a result the total value of the investments is greater than the net asset value.



SuperLife

Manager's certificate

On behalf of SuperLife Limited, as the manager of the KiwiSaver scheme known as SuperLife (KSS 10022), we state:

1. This disclosure statement has been prepared for the purposes of the KiwiSaver (Periodic Disclosure) Regulations 2013 ("**Regulations**");
2. To the best of our knowledge after making reasonable enquiry, all information required by the Regulations has been disclosed in accordance with these Regulations and the information presented is accurate;
3. This disclosure statement does not contain any statement that is likely to deceive or mislead with regard to any particular that would be material to an offer of an interest in SuperLife.

Michael Chamberlain, Director

Owen Nash, Director

21 July 2014

Date



SuperLife

SuperLife

Overseas Non-government bonds Pool

What is the purpose of this statement?

This statement provides key information about the SuperLife Overseas Non-government bonds Pool. It tells you how the fund has performed and what fees it charged, and will help you to compare it with other funds. We prepared this statement in accordance with the KiwiSaver (Periodic Disclosure) Regulations 2013. This information is not audited and may be updated.

Description of the fund

The fund invests on a passive basis in fixed interest assets of the overseas developed countries, using index funds and with the foreign currency exposure hedged to NZ dollars, to capture the market return available from the non-government "investment-grade" bonds. Returns should be measured over a 3 to 5 year period.

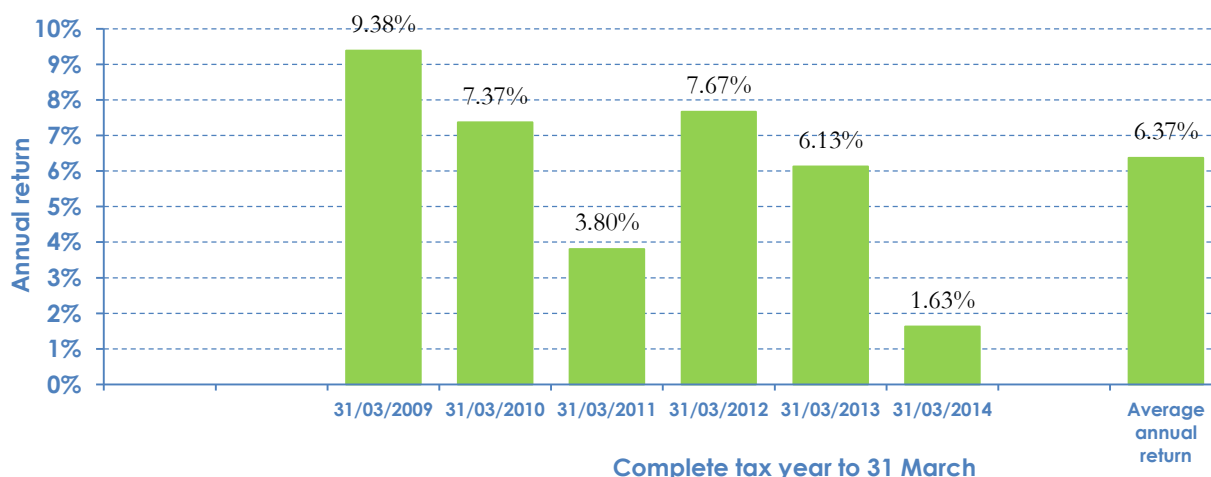
Total value of the fund:	\$13,374,290
Number of members in the fund:	2,301
Date the fund started:	2 October 2007

How has the fund performed?

Annual return:	Past year
(after deductions for fund fees and tax ¹)	6.33%

How has the fund performed in the past?

This shows the return after fund fees and taxes for each tax year since the fund started and the **average annual return**⁴ since the fund started. It's important to note that this does not tell you how the fund will perform in the future.





What fees were members charged?

The returns above are after deductions for **fund fees**². These fees were last totalled up for the year to 31 March 2014 and were:

Total fund fees:	0.66% of members' investments
<i>Which are made up of:</i>	
Annual management fee:	0.61%
Performance-based fees:	0.00%
Other fees and costs:	0.05%

Members were also charged **membership fees**³ of \$33 over the year to 31 March 2014.

Members may also be charged fees for specific actions or decisions (e.g. transferring to another KiwiSaver scheme). See http://www.SuperLife.co.nz/documents/kiwisaver_fees.pdf for more information about these fees.

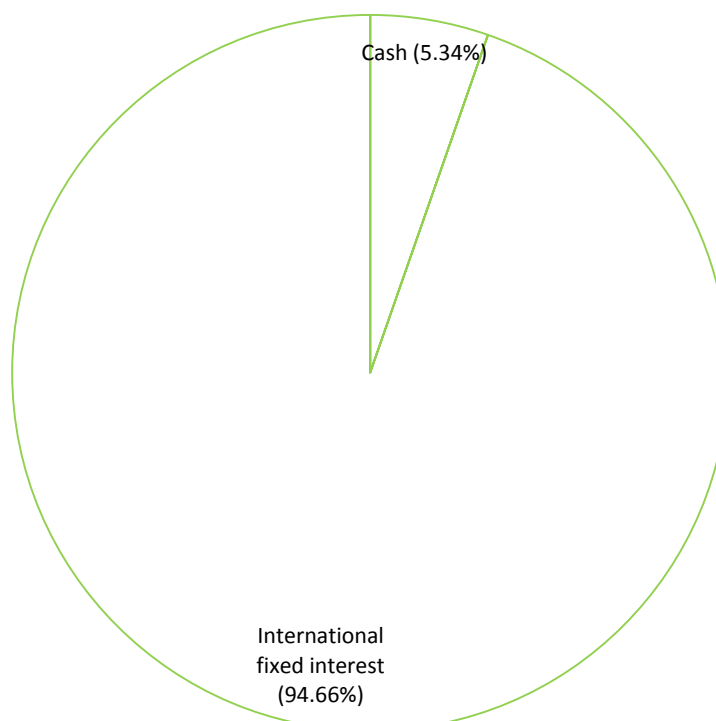
Example of how this applies to a member

Michael had \$10,000 in the fund at the start of the year and did not make any further contributions. At the end of the year, Michael received a return after fund fees and taxes were deducted of \$631.00 (that's 6.31% of his initial \$10,000). Michael also paid \$33.00 in membership fees. This gives Michael a total return of \$598.00 for the year.

What does the fund invest in?

Actual investment mix

This shows the types of assets that the fund invests in.





Target investment mix

This shows the mix of assets that the fund generally intends to invest in.

Cash and cash equivalents	0.00%
New Zealand fixed interest	0.00%
International fixed interest	100.00%
Australasian equities	0.00%
International equities	0.00%
Listed property	0.00%
Unlisted property	0.00%
Other	0.00%

Top ten investments

	Name	Percentage of fund net assets	Type	Country	Credit rating (if applicable)
1	Vanguard International Credit Securities Index Fund (Hedged) (VANICSI)	86.36%	Fund	Australia	n/a
2	SSgA Global Broad Investment Grade Fixed Income Trust (SGAGBIG)	6.65%	Fund	Australia	n/a
3	Cash deposit (TSB Bank)	3.36%	Cash & cash equivalents	New Zealand	n/a
4	Forward hedging contract NZ:Australian dollars	1.89%	Cash & cash equivalents	New Zealand	n/a
5	Forward hedging contract NZ:Australian dollars		Cash & cash equivalents	Australia	n/a
6					
7					
8					
9					
10					

The top 10 investments make up 98.26% of the fund.

5

Key personnel

This shows the directors and employees who have the most influence on the investment decisions of the fund.

Name	Current position	Time in current position	Previous or other positions	Time in previous or other position
Michael Chamberlain	Director, Investments	16 years 3 months		
Owen Nash	Director, Investment Committee	13 years 3 months		
John O'Reilly	GM, Investment Operations	5 years 11 months		
Ryan Gillanders	Investment Analyst	6 years 0 months		
Daniel Borrie	Investment Analyst	4 years 0 months		



Further information:

Information about conflicts of interest

There have not been changes to the nature, or increases in the scale of, the funds related-party transactions compared with the last quarter. See the SuperLife annual financial statements for more information about the scheme's related-party transactions.

Changes to trade allocation, execution and proxy voting policies

There have not been changes to the fund's trade allocation, execution and proxy voting policies in the past three months. See www.superlife.co.nz/documents/policies.pdf for more information about these policies.

Changes to valuation methods

There have not been changes to the fund's valuation methods in the past three months.

Electronic disclosure of this information

Most of the information contained in this statement, including some additional information, is available in a spreadsheet at www.superlife.co.nz/data_files/QDS/2014_June/Overseas_Non-government_bonds_data.xls.

Notes

- ¹ Returns in this statement are after tax at the highest prescribed investor rate (PIR) of tax for an individual New Zealand resident. Your tax rate may be lower.
- ² Fund fees are fees charged as a percentage of a member's interest in the fund (i.e. as a percentage of their KiwiSaver Account balance).
- ³ Membership fees are the fixed dollar charges for membership in the KiwiSaver scheme. It is deducted at \$2.75 a month from your KiwiSaver Account. If you invest in more than one fund of SuperLife, only one administration fee is deducted.
- ⁴ The average annual return is the average return since the start of the fund. It therefore includes the period prior to the completion of the first complete tax year and also the period since the end of the last complete tax year. It is not the average of the bars shown in the graph.
- ⁵ In addition to the investments, the fund had current assets/liabilities. As a result the total value of the investments is greater than the net asset value.



SuperLife

Manager's certificate

On behalf of SuperLife Limited, as the manager of the KiwiSaver scheme known as SuperLife (KSS 10022), we state:

1. This disclosure statement has been prepared for the purposes of the KiwiSaver (Periodic Disclosure) Regulations 2013 ("**Regulations**");
2. To the best of our knowledge after making reasonable enquiry, all information required by the Regulations has been disclosed in accordance with these Regulations and the information presented is accurate;
3. This disclosure statement does not contain any statement that is likely to deceive or mislead with regard to any particular that would be material to an offer of an interest in SuperLife.

Michael Chamberlain, Director

Owen Nash, Director

21 July 2014

Date



SuperLife Property Pool

What is the purpose of this statement?

This statement provides key information about the SuperLife Property Pool. It tells you how the fund has performed and what fees it charged, and will help you to compare it with other funds. We prepared this statement in accordance with the KiwiSaver (Periodic Disclosure) Regulations 2013. This information is not audited and may be updated.

Description of the fund

The fund invests in a diversified portfolio of listed property securities on the Australasian and global share markets on a passive basis. Investment decisions take into account the investment outlook on a 3 to 5 year time horizon and returns should be measured over a 5 to 7 year period.

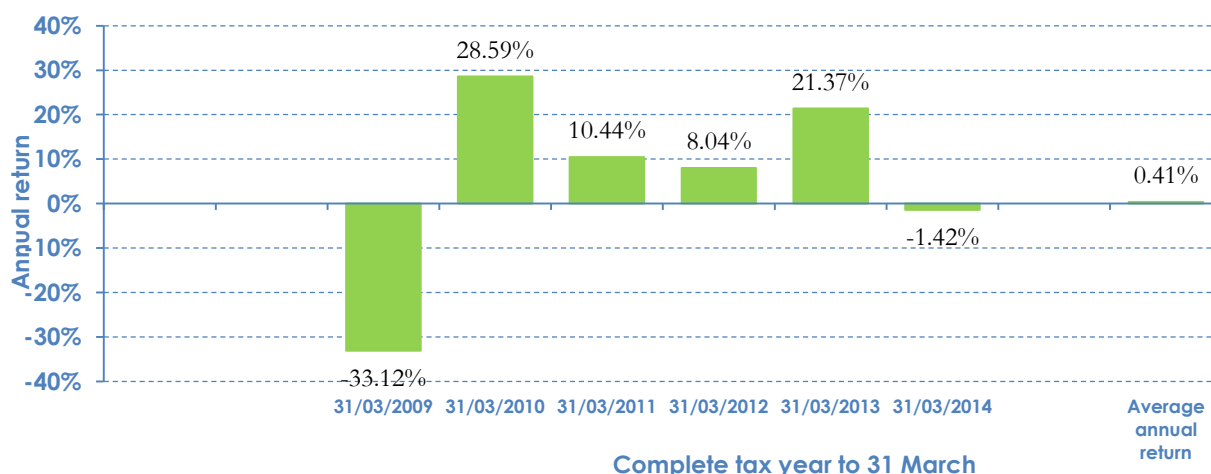
Total value of the fund:	\$7,991,596
Number of members in the fund:	3,224
Date the fund started:	2 October 2007

How has the fund performed?

Annual return:	Past year
(after deductions for fund fees and tax ¹)	7.84%

How has the fund performed in the past?

This shows the return after fund fees and taxes for each tax year since the fund started and the **average annual return**⁴ since the fund started. It's important to note that this does not tell you how the fund will perform in the future.





What fees were members charged?

The returns above are after deductions for **fund fees**². These fees were last totalled up for the year to 31 March 2014 and were:

Total fund fees:	0.66% of members' investments
<i>Which are made up of:</i>	
Annual management fee:	0.62%
Performance-based fees:	0.00%
Other fees and costs:	0.04%

Members were also charged **membership fees**³ of \$33 over the year to 31 March 2014.

Members may also be charged fees for specific actions or decisions (e.g. transferring to another KiwiSaver scheme). See http://www.SuperLife.co.nz/documents/kiwisaver_fees.pdf for more information about these fees.

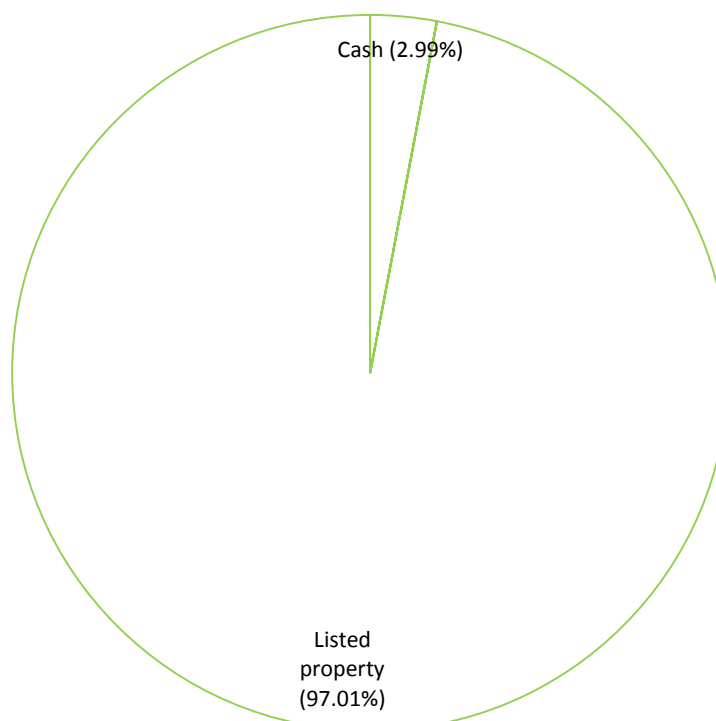
Example of how this applies to a member

Michael had \$10,000 in the fund at the start of the year and did not make any further contributions. At the end of the year, Michael received a return after fund fees and taxes were deducted of \$782.00 (that's 7.82% of his initial \$10,000). Michael also paid \$33.00 in membership fees. This gives Michael a total return of \$749.00 for the year.

What does the fund invest in?

Actual investment mix

This shows the types of assets that the fund invests in.





Target investment mix

This shows the mix of assets that the fund generally intends to invest in.

Cash and cash equivalents	0.00%
New Zealand fixed interest	0.00%
International fixed interest	0.00%
Australasian equities	0.00%
International equities	0.00%
Listed property	100.00%
Unlisted property	0.00%
Other	0.00%

Top ten investments

	Name	Percentage of fund net assets	Type	Country	Credit rating (if applicable)
1	Vanguard International Property Securities Fund (VAN0018AU)	10.75%	Fund	Australia	n/a
2	Argosy Property Limited (ARG)	6.70%	Listed property	New Zealand	n/a
3	Vital Healthcare Property Trust (VHP)	6.26%	Listed property	New Zealand	n/a
4	Kiwi Income Property Trust (KIP)	6.22%	Listed property	New Zealand	n/a
5	DNZ Property Fund Limited (DNZ)	6.17%	Listed property	New Zealand	n/a
6	Property for Industry Limited (PFI)	5.69%	Listed property	New Zealand	n/a
7	Goodman Property Trust (GMT)	5.22%	Listed property	New Zealand	n/a
8	Bunnings Warehouse Property Trust (BWP)	4.38%	Listed property	Australia	n/a
9	Precinct Properties New Zealand Limited (PCT)	4.33%	Listed property	New Zealand	n/a
10	Stockland Corporation Limited (SGP)	4.20%	Listed property	Australia	n/a

The top 10 investments make up 59.92% of the fund.

Key personnel

This shows the directors and employees who have the most influence on the investment decisions of the fund.

Name	Current position	Time in current position	Previous or other positions	Time in previous or other position
Michael Chamberlain	Director, Investments	16 years 3 months		
Owen Nash	Director, Investment Committee	13 years 3 months		
John O'Reilly	GM, Investment Operations	5 years 11 months		
Ryan Gillanders	Investment Analyst	6 years 0 months		
Daniel Borrie	Investment Analyst	4 years 0 months		

**Further information:****Information about conflicts of interest**

There have not been changes to the nature, or increases in the scale of, the funds related-party transactions compared with the last quarter. See the SuperLife annual financial statements for more information about the scheme's related-party transactions.

Changes to trade allocation, execution and proxy voting policies

There have not been changes to the fund's trade allocation, execution and proxy voting policies in the past three months. See www.superlife.co.nz/documents/policies.pdf for more information about these policies.

Changes to valuation methods

There have not been changes to the fund's valuation methods in the past three months.

Electronic disclosure of this information

Most of the information contained in this statement, including some additional information, is available in a spreadsheet at www.superlife.co.nz/data_files/QDS/2014_June/Property_data.xls.

Notes

- ¹ Returns in this statement are after tax at the highest prescribed investor rate (PIR) of tax for an individual New Zealand resident. Your tax rate may be lower.
- ² Fund fees are fees charged as a percentage of a member's interest in the fund (i.e. as a percentage of their KiwiSaver Account balance).
- ³ Membership fees are the fixed dollar charges for membership in the KiwiSaver scheme. It is deducted at \$2.75 a month from your KiwiSaver Account. If you invest in more than one fund of SuperLife, only one administration fee is deducted.
- ⁴ The average annual return is the average return since the start of the fund. It therefore includes the period prior to the completion of the first complete tax year and also the period since the end of the last complete tax year. It is not the average of the bars shown in the graph.



SuperLife

Manager's certificate

On behalf of SuperLife Limited, as the manager of the KiwiSaver scheme known as SuperLife (KSS 10022), we state:

1. This disclosure statement has been prepared for the purposes of the KiwiSaver (Periodic Disclosure) Regulations 2013 ("**Regulations**");
2. To the best of our knowledge after making reasonable enquiry, all information required by the Regulations has been disclosed in accordance with these Regulations and the information presented is accurate;
3. This disclosure statement does not contain any statement that is likely to deceive or mislead with regard to any particular that would be material to an offer of an interest in SuperLife.

Michael Chamberlain, Director

Owen Nash, Director

21 July 2014

Date



SuperLife NZ Shares Pool

What is the purpose of this statement?

This statement provides key information about the SuperLife NZ Shares Pool. It tells you how the fund has performed and what fees it charged, and will help you to compare it with other funds. We prepared this statement in accordance with the KiwiSaver (Periodic Disclosure) Regulations 2013. This information is not audited and may be updated.

Description of the fund

The fund invests, on a passive basis, in a diversified portfolio of company shares (typically 15 to 25), listed on the NZX share market. Investment decisions take into account the investment outlook on a 5 to 7 year time horizon and returns should be measured over a 7 to 10 year period.

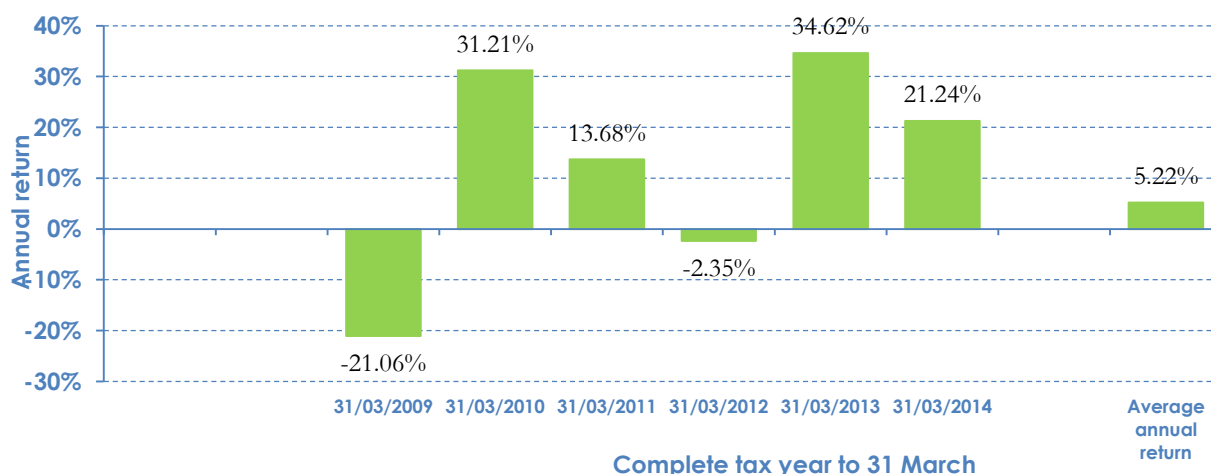
Total value of the fund:	\$9,985,352
Number of members in the fund:	3,687
Date the fund started:	2 October 2007

How has the fund performed?

Annual return:	Past year
(after deductions for fund fees and tax ¹)	18.96%

How has the fund performed in the past?

This shows the return after fund fees and taxes for each tax year since the fund started and the **average annual return**⁴ since the fund started. It's important to note that this does not tell you how the fund will perform in the future.





What fees were members charged?

The returns above are after deductions for **fund fees**². These fees were last totalled up for the year to 31 March 2014 and were:

Total fund fees:	0.66% of members' investments
<i>Which are made up of:</i>	
Annual management fee:	0.62%
Performance-based fees:	0.00%
Other fees and costs:	0.04%

Members were also charged **membership fees**³ of \$33 over the year to 31 March 2014.

Members may also be charged fees for specific actions or decisions (e.g. transferring to another KiwiSaver scheme). See http://www.SuperLife.co.nz/documents/kiwisaver_fees.pdf for more information about these fees.

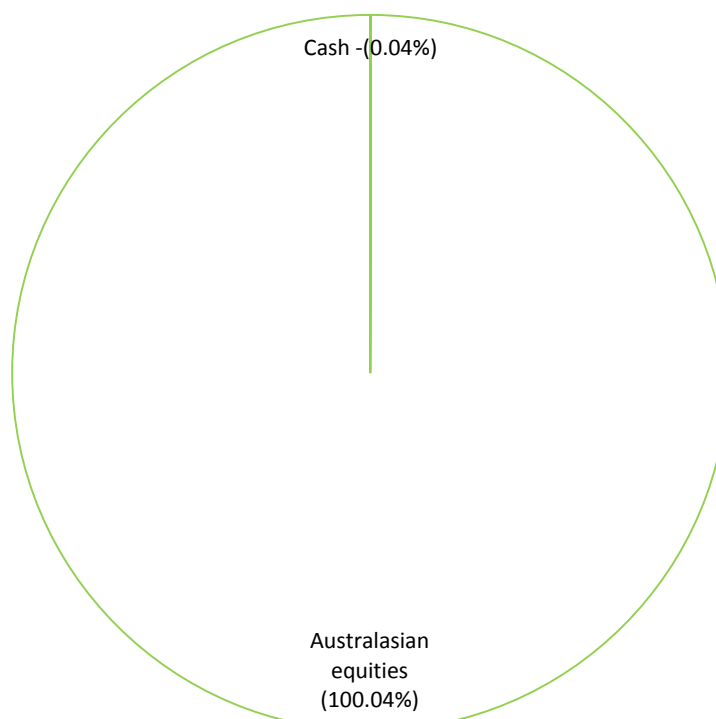
Example of how this applies to a member

Michael had \$10,000 in the fund at the start of the year and did not make any further contributions. At the end of the year, Michael received a return after fund fees and taxes were deducted of \$1,895.00 (that's 18.95% of his initial \$10,000). Michael also paid \$33.00 in membership fees. This gives Michael a total return of \$1,862.00 for the year.

What does the fund invest in?

Actual investment mix

This shows the types of assets that the fund invests in.





Target investment mix

This shows the mix of assets that the fund generally intends to invest in.

Cash and cash equivalents	0.00%
New Zealand fixed interest	0.00%
International fixed interest	0.00%
Australasian equities	100.00%
International equities	0.00%
Listed property	0.00%
Unlisted property	0.00%
Other	0.00%

Top ten investments

	Name	Percentage of fund net assets	Type	Country	Credit rating (if applicable)
1	Pacific Edge Limited (PEB)	8.29%	Australasian equities	New Zealand	n/a
2	Hellaby Holdings Limited (HBY)	6.33%	Australasian equities	New Zealand	n/a
3	Fisher & Paykel Healthcare Corporation Limited (FPH)	6.14%	Australasian equities	New Zealand	n/a
4	Mainfreight Limited (MFT)	4.74%	Australasian equities	New Zealand	n/a
5	Auckland International Airport Limited (AIA)	4.46%	Australasian equities	New Zealand	n/a
6	Freightways Limited (FRE)	4.19%	Australasian equities	New Zealand	n/a
7	Skellerup Holdings Limited (SKL)	4.16%	Australasian equities	New Zealand	n/a
8	Ebos Group Limited (EBO)	4.07%	Australasian equities	New Zealand	n/a
9	Ryman Healthcare Limited (RYM)	4.04%	Australasian equities	New Zealand	n/a
10	Fletcher Building Limited (FBU)	4.00%	Australasian equities	New Zealand	n/a

The top 10 investments make up 50.42% of the fund.

Key personnel

This shows the directors and employees who have the most influence on the investment decisions of the fund.

Name	Current position	Time in current position	Previous or other positions	Time in previous or other position
Michael Chamberlain	Director, Investments	16 years 3 months		
Owen Nash	Director, Investment Committee	13 years 3 months		
John O'Reilly	GM, Investment Operations	5 years 11 months		
Ryan Gillanders	Investment Analyst	6 years 0 months		
Daniel Borrie	Investment Analyst	4 years 0 months		

**Further information:****Information about conflicts of interest**

There have not been changes to the nature, or increases in the scale of, the funds related-party transactions compared with the last quarter. See the SuperLife annual financial statements for more information about the scheme's related-party transactions.

Changes to trade allocation, execution and proxy voting policies

There have not been changes to the fund's trade allocation, execution and proxy voting policies in the past three months. See www.superlife.co.nz/documents/policies.pdf for more information about these policies.

Changes to valuation methods

There have not been changes to the fund's valuation methods in the past three months.

Electronic disclosure of this information

Most of the information contained in this statement, including some additional information, is available in a spreadsheet at www.superlife.co.nz/data_files/QDS/2014_June/NZ_Shares_data.xls.

Notes

- ¹ Returns in this statement are after tax at the highest prescribed investor rate (PIR) of tax for an individual New Zealand resident. Your tax rate may be lower.
- ² Fund fees are fees charged as a percentage of a member's interest in the fund (i.e. as a percentage of their KiwiSaver Account balance).
- ³ Membership fees are the fixed dollar charges for membership in the KiwiSaver scheme. It is deducted at \$2.75 a month from your KiwiSaver Account. If you invest in more than one fund of SuperLife, only one administration fee is deducted.
- ⁴ The average annual return is the average return since the start of the fund. It therefore includes the period prior to the completion of the first complete tax year and also the period since the end of the last complete tax year. It is not the average of the bars shown in the graph.



SuperLife

Manager's certificate

On behalf of SuperLife Limited, as the manager of the KiwiSaver scheme known as SuperLife (KSS 10022), we state:

1. This disclosure statement has been prepared for the purposes of the KiwiSaver (Periodic Disclosure) Regulations 2013 ("**Regulations**");
2. To the best of our knowledge after making reasonable enquiry, all information required by the Regulations has been disclosed in accordance with these Regulations and the information presented is accurate;
3. This disclosure statement does not contain any statement that is likely to deceive or mislead with regard to any particular that would be material to an offer of an interest in SuperLife.

Michael Chamberlain, Director

Owen Nash, Director

21 July 2014

Date



SuperLife Australian Shares Pool

What is the purpose of this statement?

This statement provides key information about the SuperLife Australian Shares Pool. It tells you how the fund has performed and what fees it charged, and will help you to compare it with other funds. We prepared this statement in accordance with the KiwiSaver (Periodic Disclosure) Regulations 2013. This information is not audited and may be updated.

Description of the fund

The fund invests, on a passive basis, in a diversified portfolio of company shares (typically 20 to 30), listed on the ASX while seeking to eliminate half of the NZ:Australian exchange rate movement. Investment decisions take into account the investment outlook on a 5 to 7 year time horizon and returns should be measured over a 7 to 10 year period.

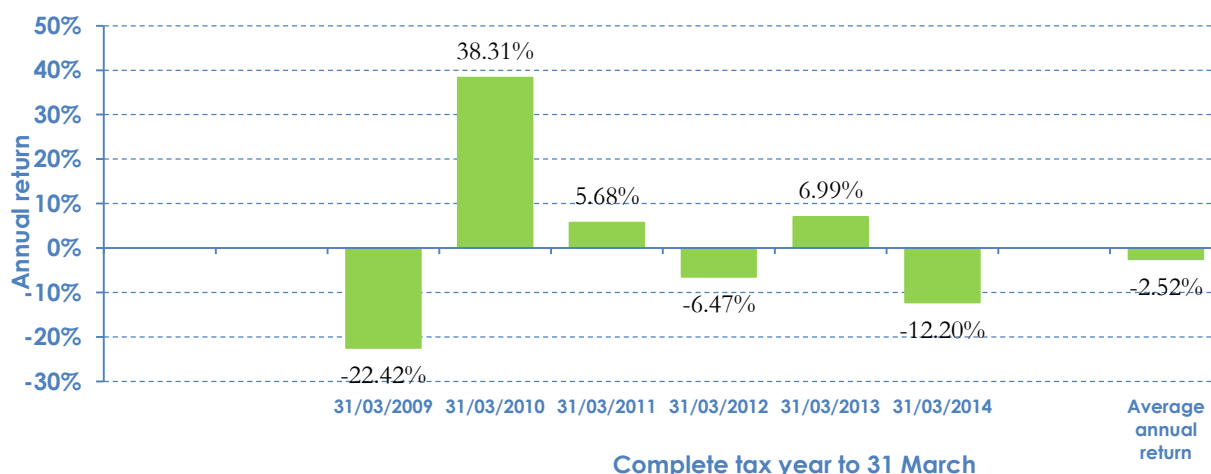
Total value of the fund:	\$10,096,128
Number of members in the fund:	3,478
Date the fund started:	2 October 2007

How has the fund performed?

Annual return:	Past year
(after deductions for fund fees and tax ¹)	-2.84%

How has the fund performed in the past?

This shows the return after fund fees and taxes for each tax year since the fund started and the **average annual return**⁴ since the fund started. It's important to note that this does not tell you how the fund will perform in the future.





What fees were members charged?

The returns above are after deductions for **fund fees**². These fees were last totalled up for the year to 31 March 2014 and were:

Total fund fees:	0.66% of members' investments
<i>Which are made up of:</i>	
Annual management fee:	0.61%
Performance-based fees:	0.00%
Other fees and costs:	0.05%

Members were also charged **membership fees**³ of \$33 over the year to 31 March 2014.

Members may also be charged fees for specific actions or decisions (e.g. transferring to another KiwiSaver scheme). See http://www.SuperLife.co.nz/documents/kiwisaver_fees.pdf for more information about these fees.

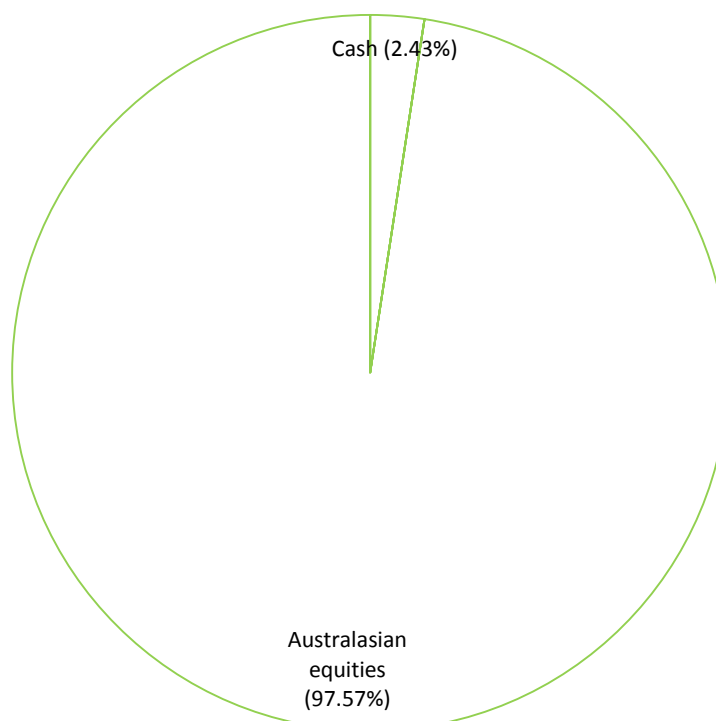
Example of how this applies to a member

Michael had \$10,000 in the fund at the start of the year and did not make any further contributions. At the end of the year, Michael received a return after fund fees and taxes were deducted of -\$283.00 (that's -2.83% of his initial \$10,000). Michael also paid \$33.00 in membership fees. This gives Michael a total return of -\$316.00 for the year.

What does the fund invest in?

Actual investment mix

This shows the types of assets that the fund invests in.





Target investment mix

This shows the mix of assets that the fund generally intends to invest in.

Cash and cash equivalents	0.00%
New Zealand fixed interest	0.00%
International fixed interest	0.00%
Australasian equities	100.00%
International equities	0.00%
Listed property	0.00%
Unlisted property	0.00%
Other	0.00%

Top ten investments

	Name	Percentage of fund net assets	Type	Country	Credit rating (if applicable)
1	Telstra Corporation Limited (TLS.NZ)	4.95%	Australasian equities	Australia	n/a
2	Resmed INC (RMD)	4.40%	Australasian equities	Australia	n/a
3	Westpac Banking Corporation (WBC)	4.27%	Australasian equities	Australia	n/a
4	ALS Limited (ALQ)	4.23%	Australasian equities	Australia	n/a
5	Sonic Healthcare Limited (SHL)	4.15%	Australasian equities	Australia	n/a
6	Ansell Limited (ANN)	4.06%	Australasian equities	Australia	n/a
7	ANZ Banking Group Limited (ANZ)	3.91%	Australasian equities	Australia	n/a
8	Sydney Airport (SYD)	3.90%	Australasian equities	Australia	n/a
9	Amalgamated Holdings Limited (AHD)	3.88%	Australasian equities	Australia	n/a
10	Coca-Cola Amatil Limited (CCL)	3.87%	Australasian equities	Australia	n/a

The top 10 investments make up 41.62% of the fund.

Key personnel

This shows the directors and employees who have the most influence on the investment decisions of the fund.

Name	Current position	Time in current position	Previous or other positions	Time in previous or other position
Michael Chamberlain	Director, Investments	16 years 3 months		
Owen Nash	Director, Investment Committee	13 years 3 months		
John O'Reilly	GM, Investment Operations	5 years 11 months		
Ryan Gillanders	Investment Analyst	6 years 0 months		
Daniel Borrie	Investment Analyst	4 years 0 months		

**Further information:****Information about conflicts of interest**

There have not been changes to the nature, or increases in the scale of, the funds related-party transactions compared with the last quarter. See the SuperLife annual financial statements for more information about the scheme's related-party transactions.

Changes to trade allocation, execution and proxy voting policies

There have not been changes to the fund's trade allocation, execution and proxy voting policies in the past three months. See www.superlife.co.nz/documents/policies.pdf for more information about these policies.

Changes to valuation methods

There have not been changes to the fund's valuation methods in the past three months.

Electronic disclosure of this information

Most of the information contained in this statement, including some additional information, is available in a spreadsheet at www.superlife.co.nz/data_files/QDS/2014_June/Australian_Shares_data.xls.

Notes

- ¹ Returns in this statement are after tax at the highest prescribed investor rate (PIR) of tax for an individual New Zealand resident. Your tax rate may be lower.
- ² Fund fees are fees charged as a percentage of a member's interest in the fund (i.e. as a percentage of their KiwiSaver Account balance).
- ³ Membership fees are the fixed dollar charges for membership in the KiwiSaver scheme. It is deducted at \$2.75 a month from your KiwiSaver Account. If you invest in more than one fund of SuperLife, only one administration fee is deducted.
- ⁴ The average annual return is the average return since the start of the fund. It therefore includes the period prior to the completion of the first complete tax year and also the period since the end of the last complete tax year. It is not the average of the bars shown in the graph.



SuperLife

Manager's certificate

On behalf of SuperLife Limited, as the manager of the KiwiSaver scheme known as SuperLife (KSS 10022), we state:

1. This disclosure statement has been prepared for the purposes of the KiwiSaver (Periodic Disclosure) Regulations 2013 ("**Regulations**");
2. To the best of our knowledge after making reasonable enquiry, all information required by the Regulations has been disclosed in accordance with these Regulations and the information presented is accurate;
3. This disclosure statement does not contain any statement that is likely to deceive or mislead with regard to any particular that would be material to an offer of an interest in SuperLife.

Michael Chamberlain, Director

Owen Nash, Director

21 July 2014

Date



SuperLife

Overseas Shares Currency Hedged Pool

What is the purpose of this statement?

This statement provides key information about the SuperLife Overseas Shares Currency Hedged Pool. It tells you how the fund has performed and what fees it charged, and will help you to compare it with other funds. We prepared this statement in accordance with the KiwiSaver (Periodic Disclosure) Regulations 2013. This information is not audited and may be updated.

Description of the fund

The fund invests on a passive basis in global (non-Australasian) index share products, with the foreign currency exposure hedged to NZ dollars. Returns should be measured over a 7 to 10 year period.

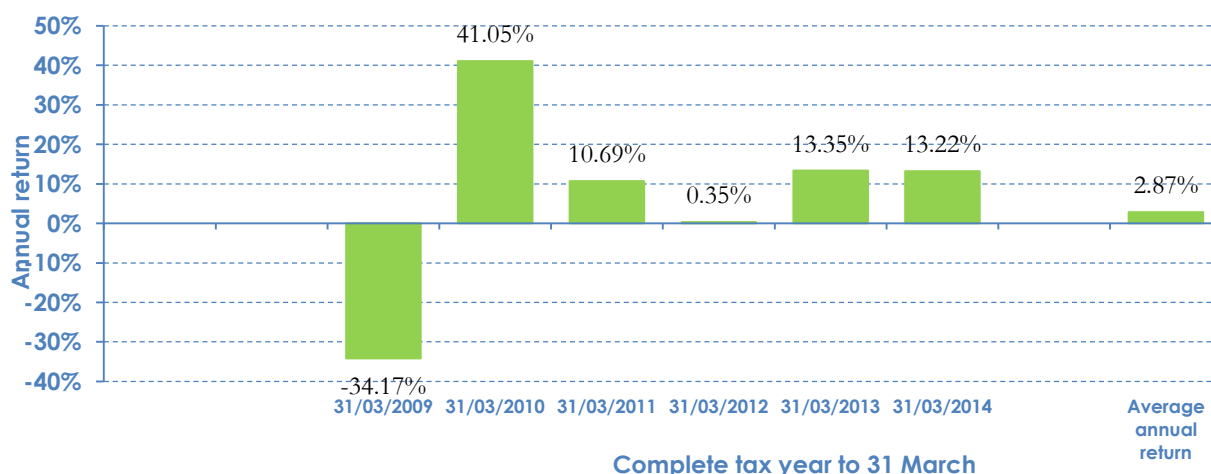
Total value of the fund:	\$9,543,599
Number of members in the fund:	3,301
Date the fund started:	2 October 2007

How has the fund performed?

Annual return:	Past year
(after deductions for fund fees and tax ¹)	19.72%

How has the fund performed in the past?

This shows the return after fund fees and taxes for each tax year since the fund started and the **average annual return**⁴ since the fund started. It's important to note that this does not tell you how the fund will perform in the future.





What fees were members charged?

The returns above are after deductions for **fund fees**². These fees were last totalled up for the year to 31 March 2014 and were:

Total fund fees:	0.65% of members' investments
<i>Which are made up of:</i>	
Annual management fee:	0.61%
Performance-based fees:	0.00%
Other fees and costs:	0.04%

Members were also charged **membership fees**³ of \$33 over the year to 31 March 2014.

Members may also be charged fees for specific actions or decisions (e.g. transferring to another KiwiSaver scheme). See http://www.SuperLife.co.nz/documents/kiwisaver_fees.pdf for more information about these fees.

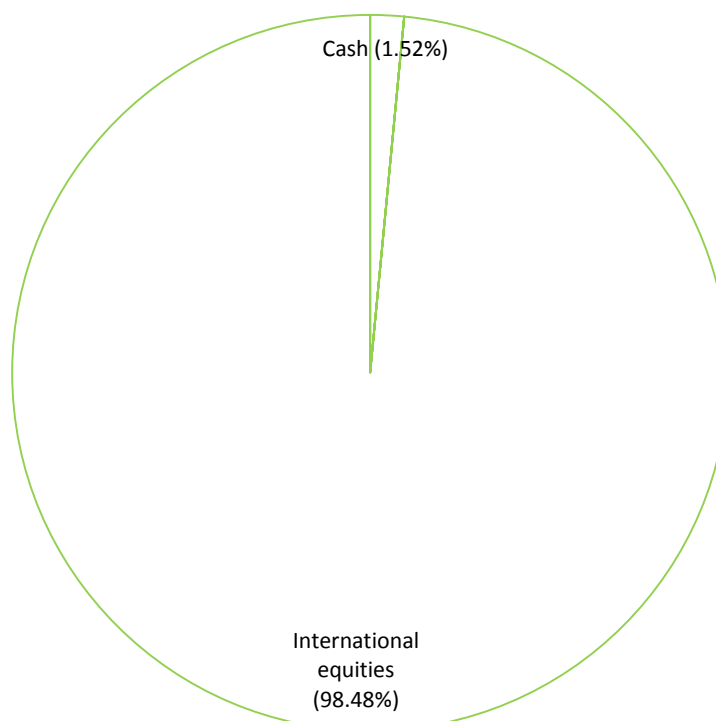
Example of how this applies to a member

Michael had \$10,000 in the fund at the start of the year and did not make any further contributions. At the end of the year, Michael received a return after fund fees and taxes were deducted of \$1,969.00 (that's 19.69% of his initial \$10,000). Michael also paid \$33.00 in membership fees. This gives Michael a total return of \$1,936.00 for the year.

What does the fund invest in?

Actual investment mix

This shows the types of assets that the fund invests in.





Target investment mix

This shows the mix of assets that the fund generally intends to invest in.

Cash and cash equivalents	0.00%
New Zealand fixed interest	0.00%
International fixed interest	0.00%
Australasian equities	0.00%
International equities	100.00%
Listed property	0.00%
Unlisted property	0.00%
Other	0.00%

Top ten investments

	Name	Percentage of fund net assets	Type	Country	Credit rating (if applicable)
1	SSgA International Equities Index Trust (Hedged) (SGAIEIH)	98.17%	Fund	Australia	n/a
2	Cash deposit (TSB Bank)	1.52%	Cash & cash equivalents	New Zealand	n/a
3	Forward hedging contract NZ:Australian dollars	0.22%	Cash & cash equivalents	Australia	n/a
4					
5					
6					
7					
8					
9					
10					

The top 10 investments make up 99.91% of the fund.

5

Key personnel

This shows the directors and employees who have the most influence on the investment decisions of the fund.

Name	Current position	Time in current position	Previous or other positions	Time in previous or other position
Michael Chamberlain	Director, Investments	16 years 3 months		
Owen Nash	Director, Investment Committee	13 years 3 months		
John O'Reilly	GM, Investment Operations	5 years 11 months		
Ryan Gillanders	Investment Analyst	6 years 0 months		
Daniel Borrie	Investment Analyst	4 years 0 months		



Further information:

Information about conflicts of interest

There have not been changes to the nature, or increases in the scale of, the funds related-party transactions compared with the last quarter. See the SuperLife annual financial statements for more information about the scheme's related-party transactions.

Changes to trade allocation, execution and proxy voting policies

There have not been changes to the fund's trade allocation, execution and proxy voting policies in the past three months. See www.superlife.co.nz/documents/policies.pdf for more information about these policies.

Changes to valuation methods

There have not been changes to the fund's valuation methods in the past three months.

Electronic disclosure of this information

Most of the information contained in this statement, including some additional information, is available in a spreadsheet at www.superlife.co.nz/data_files/QDS/2014_June/Overseas_Shares_Currency_Hedged_data.xls.

Notes

- ¹ Returns in this statement are after tax at the highest prescribed investor rate (PIR) of tax for an individual New Zealand resident. Your tax rate may be lower.
- ² Fund fees are fees charged as a percentage of a member's interest in the fund (i.e. as a percentage of their KiwiSaver Account balance).
- ³ Membership fees are the fixed dollar charges for membership in the KiwiSaver scheme. It is deducted at \$2.75 a month from your KiwiSaver Account. If you invest in more than one fund of SuperLife, only one administration fee is deducted.
- ⁴ The average annual return is the average return since the start of the fund. It therefore includes the period prior to the completion of the first complete tax year and also the period since the end of the last complete tax year. It is not the average of the bars shown in the graph.
- ⁵ In addition to the investments, the fund had current assets/liabilities. As a result the total value of the investments is greater than the net asset value.



SuperLife

Manager's certificate

On behalf of SuperLife Limited, as the manager of the KiwiSaver scheme known as SuperLife (KSS 10022), we state:

1. This disclosure statement has been prepared for the purposes of the KiwiSaver (Periodic Disclosure) Regulations 2013 ("**Regulations**");
2. To the best of our knowledge after making reasonable enquiry, all information required by the Regulations has been disclosed in accordance with these Regulations and the information presented is accurate;
3. This disclosure statement does not contain any statement that is likely to deceive or mislead with regard to any particular that would be material to an offer of an interest in SuperLife.

Michael Chamberlain, Director

Owen Nash, Director

21 July 2014

Date



SuperLife

Overseas Shares (Unhedged) Pool

What is the purpose of this statement?

This statement provides key information about the SuperLife Overseas Shares (Unhedged) Pool. It tells you how the fund has performed and what fees it charged, and will help you to compare it with other funds. We prepared this statement in accordance with the KiwiSaver (Periodic Disclosure) Regulations 2013. This information is not audited and may be updated.

Description of the fund

The fund invests on a passive basis in global (non-Australasian) index share products and is exposed to the risks of exchange rate movements. Returns should be measured over a 7 to 10 year period.

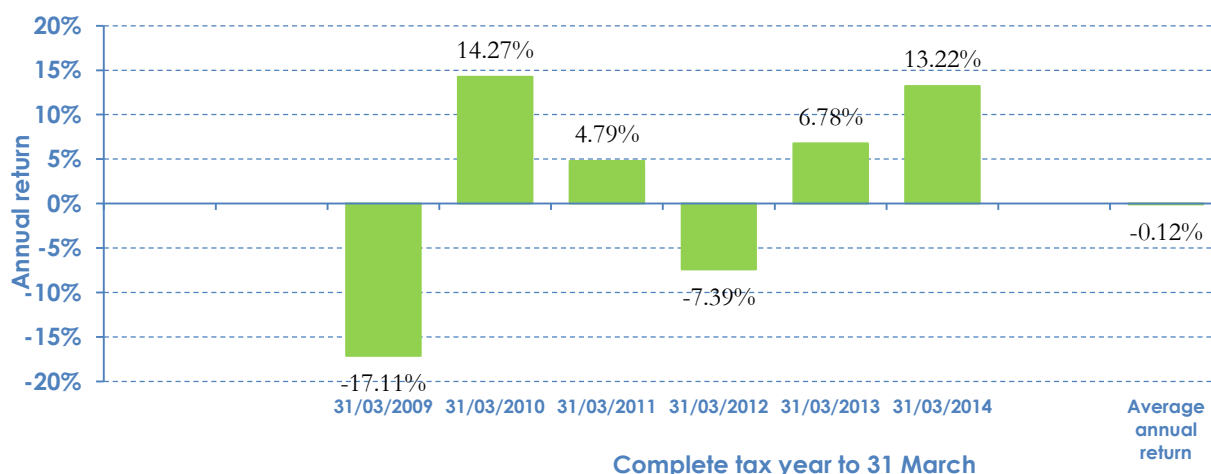
Total value of the fund:	\$11,252,221
Number of members in the fund:	3,265
Date the fund started:	2 October 2007

How has the fund performed?

Annual return:	Past year
(after deductions for fund fees and tax ¹)	9.09%

How has the fund performed in the past?

This shows the return after fund fees and taxes for each tax year since the fund started and the **average annual return**⁴ since the fund started. It's important to note that this does not tell you how the fund will perform in the future.





What fees were members charged?

The returns above are after deductions for **fund fees**². These fees were last totalled up for the year to 31 March 2014 and were:

Total fund fees:	0.62% of members' investments
<i>Which are made up of:</i>	
Annual management fee:	0.57%
Performance-based fees:	0.00%
Other fees and costs:	0.05%

Members were also charged **membership fees**³ of \$33 over the year to 31 March 2014.

Members may also be charged fees for specific actions or decisions (e.g. transferring to another KiwiSaver scheme). See http://www.SuperLife.co.nz/documents/kiwisaver_fees.pdf for more information about these fees.

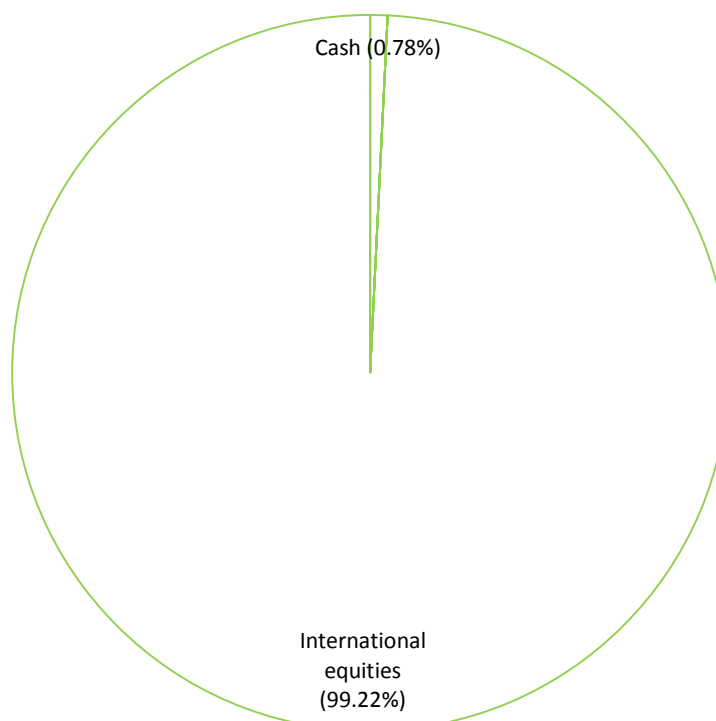
Example of how this applies to a member

Michael had \$10,000 in the fund at the start of the year and did not make any further contributions. At the end of the year, Michael received a return after fund fees and taxes were deducted of \$908.00 (that's 9.08% of his initial \$10,000). Michael also paid \$33.00 in membership fees. This gives Michael a total return of \$875.00 for the year.

What does the fund invest in?

Actual investment mix

This shows the types of assets that the fund invests in.





Target investment mix

This shows the mix of assets that the fund generally intends to invest in.

Cash and cash equivalents	0.00%
New Zealand fixed interest	0.00%
International fixed interest	0.00%
Australasian equities	0.00%
International equities	100.00%
Listed property	0.00%
Unlisted property	0.00%
Other	0.00%

Top ten investments

	Name	Percentage of fund net assets	Type	Country	Credit rating (if applicable)
1	SSgA International Equities Index Trust (Unhedged) (SGAIEIT)	99.73%	Fund	Australia	n/a
2	Cash deposit (TSB Bank)	0.79%	Cash & cash equivalents	New Zealand	n/a
3					
4					
5					
6					
7					
8					
9					
10					

The top 10 investments make up 100.52% of the fund

5

Key personnel

This shows the directors and employees who have the most influence on the investment decisions of the fund.

Name	Current position	Time in current position	Previous or other positions	Time in previous or other position
Michael Chamberlain	Director, Investments	16 years 3 months		
Owen Nash	Director, Investment Committee	13 years 3 months		
John O'Reilly	GM, Investment Operations	5 years 11 months		
Ryan Gillanders	Investment Analyst	6 years 0 months		
Daniel Borrie	Investment Analyst	4 years 0 months		



Further information:

Information about conflicts of interest

There have not been changes to the nature, or increases in the scale of, the funds related-party transactions compared with the last quarter. See the SuperLife annual financial statements for more information about the scheme's related-party transactions.

Changes to trade allocation, execution and proxy voting policies

There have not been changes to the fund's trade allocation, execution and proxy voting policies in the past three months. See www.superlife.co.nz/documents/policies.pdf for more information about these policies.

Changes to valuation methods

There have not been changes to the fund's valuation methods in the past three months.

Electronic disclosure of this information

Most of the information contained in this statement, including some additional information, is available in a spreadsheet at [www.superlife.co.nz/data_files/QDS/2014_June/Overseas_Shares_\(Unhedged\)_data.xls](http://www.superlife.co.nz/data_files/QDS/2014_June/Overseas_Shares_(Unhedged)_data.xls).

Notes

- ¹ Returns in this statement are after tax at the highest prescribed investor rate (PIR) of tax for an individual New Zealand resident. Your tax rate may be lower.
- ² Fund fees are fees charged as a percentage of a member's interest in the fund (i.e. as a percentage of their KiwiSaver Account balance).
- ³ Membership fees are the fixed dollar charges for membership in the KiwiSaver scheme. It is deducted at \$2.75 a month from your KiwiSaver Account. If you invest in more than one fund of SuperLife, only one administration fee is deducted.
- ⁴ The average annual return is the average return since the start of the fund. It therefore includes the period prior to the completion of the first complete tax year and also the period since the end of the last complete tax year. It is not the average of the bars shown in the graph.
- ⁵ In addition to the investments, the fund had current assets/liabilities. As a result the total value of the investments is greater than the net asset value.



SuperLife

Manager's certificate

On behalf of SuperLife Limited, as the manager of the KiwiSaver scheme known as SuperLife (KSS 10022), we state:

1. This disclosure statement has been prepared for the purposes of the KiwiSaver (Periodic Disclosure) Regulations 2013 ("**Regulations**");
2. To the best of our knowledge after making reasonable enquiry, all information required by the Regulations has been disclosed in accordance with these Regulations and the information presented is accurate;
3. This disclosure statement does not contain any statement that is likely to deceive or mislead with regard to any particular that would be material to an offer of an interest in SuperLife.

Michael Chamberlain, Director

Owen Nash, Director

21 July 2014

Date



SuperLife Emerging Markets Pool

What is the purpose of this statement?

This statement provides key information about the SuperLife Emerging Markets Pool. It tells you how the fund has performed and what fees it charged, and will help you to compare it with other funds. We prepared this statement in accordance with the KiwiSaver (Periodic Disclosure) Regulations 2013. This information is not audited and may be updated.

Description of the fund

The fund invests on a passive basis in a range of global share products focused on emerging markets and is exposed to the risks of exchange rate movements. Investment decisions take into account the investment outlook on a 5 to 7 year time horizon and returns should be measured over a 7 to 10 year period.

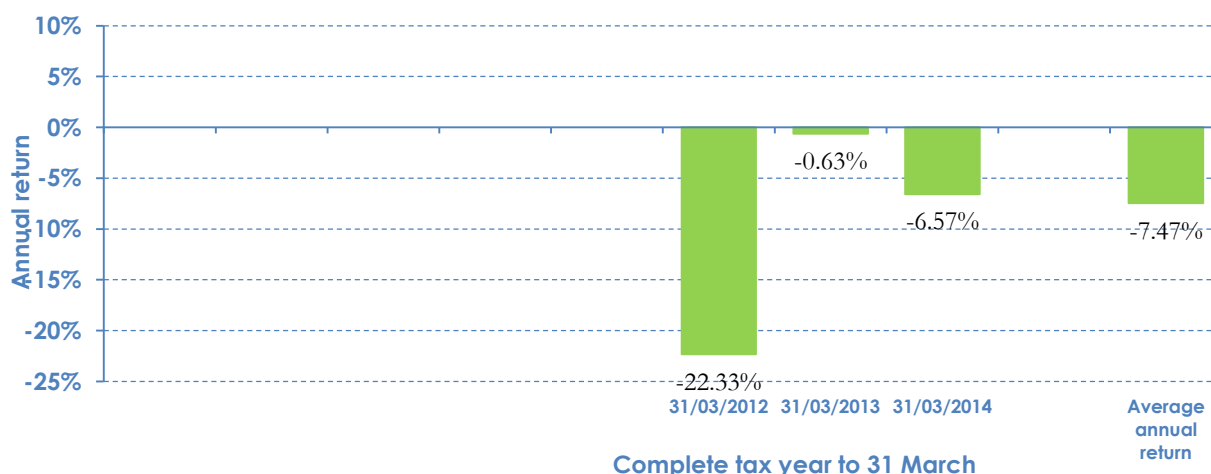
Total value of the fund:	\$5,694,389
Number of members in the fund:	2,601
Date the fund started:	27 January 2011

How has the fund performed?

Annual return:	Past year
(after deductions for fund fees and tax ¹)	3.35%

How has the fund performed in the past?

This shows the return after fund fees and taxes for each tax year since the fund started and the **average annual return**⁴ since the fund started. It's important to note that this does not tell you how the fund will perform in the future.





What fees were members charged?

The returns above are after deductions for **fund fees**². These fees were last totalled up for the year to 31 March 2014 and were:

Total fund fees:	1.12% of members' investments
<i>Which are made up of:</i>	
Annual management fee:	1.08%
Performance-based fees:	0.00%
Other fees and costs:	0.04%

Members were also charged **membership fees**³ of \$33 over the year to 31 March 2014.

Members may also be charged fees for specific actions or decisions (e.g. transferring to another KiwiSaver scheme). See http://www.SuperLife.co.nz/documents/kiwisaver_fees.pdf for more information about these fees.

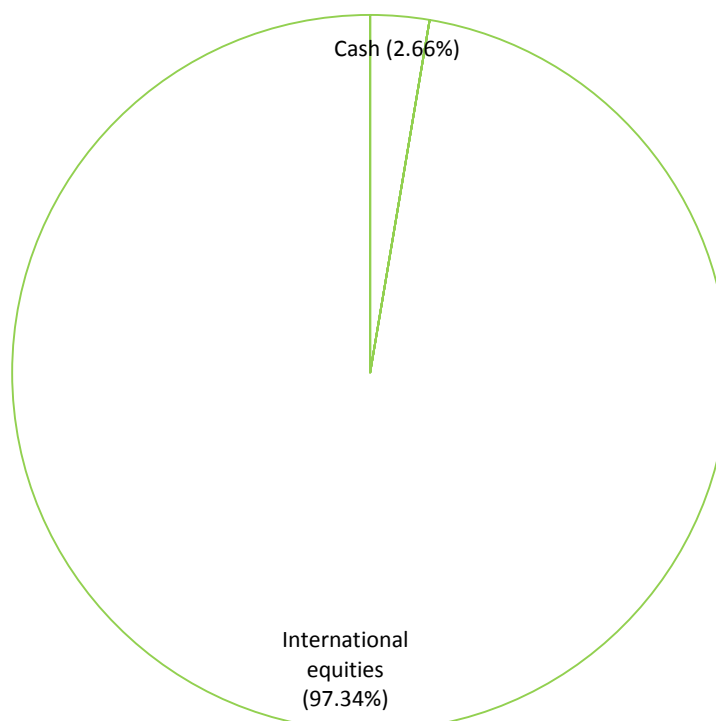
Example of how this applies to a member

Michael had \$10,000 in the fund at the start of the year and did not make any further contributions. At the end of the year, Michael received a return after fund fees and taxes were deducted of \$334.00 (that's 3.34% of his initial \$10,000). Michael also paid \$33.00 in membership fees. This gives Michael a total return of \$301.00 for the year.

What does the fund invest in?

Actual investment mix

This shows the types of assets that the fund invests in.





Target investment mix

This shows the mix of assets that the fund generally intends to invest in.

Cash and cash equivalents	0.00%
New Zealand fixed interest	0.00%
International fixed interest	0.00%
Australasian equities	0.00%
International equities	100.00%
Listed property	0.00%
Unlisted property	0.00%
Other	0.00%

Top ten investments

	Name	Percentage of fund net assets	Type	Country	Credit rating (if applicable)
1	Vanguard Emerging Markets Shares Index Fund (VAN0005AU)	55.31%	Fund	Australia	n/a
2	PFS Somerset EM Dividend Growth Fund A (B4Q0711)	30.01%	Fund	United Kingdom	n/a
3	PFS Somerset EM Small Cap Fund B (B3M2G51)	7.40%	Fund	United Kingdom	n/a
4	IShares S&P India Nifty 50 Index Fund (INDY)	4.74%	Fund	United States	n/a
5	Cash deposit (TSB Bank)	2.66%	Cash & cash equivalents	New Zealand	n/a
6					
7					
8					
9					
10					

The top 10 investments make up 100.12% of the fund

5

Key personnel

This shows the directors and employees who have the most influence on the investment decisions of the fund.

Name	Current position	Time in current position	Previous or other positions	Time in previous or other position
Michael Chamberlain	Director, Investments	16 years 3 months		
Owen Nash	Director, Investment Committee	13 years 3 months		
John O'Reilly	GM, Investment Operations	5 years 11 months		
Ryan Gillanders	Investment Analyst	6 years 0 months		
Daniel Borrie	Investment Analyst	4 years 0 months		



Further information:

Information about conflicts of interest

There have not been changes to the nature, or increases in the scale of, the funds related-party transactions compared with the last quarter. See the SuperLife annual financial statements for more information about the scheme's related-party transactions.

Changes to trade allocation, execution and proxy voting policies

There have not been changes to the fund's trade allocation, execution and proxy voting policies in the past three months. See www.superlife.co.nz/documents/policies.pdf for more information about these policies.

Changes to valuation methods

There have not been changes to the fund's valuation methods in the past three months.

Electronic disclosure of this information

Most of the information contained in this statement, including some additional information, is available in a spreadsheet at www.superlife.co.nz/data_files/QDS/2014_June/Emerging_market_shares_data.xls.

Notes

- ¹ Returns in this statement are after tax at the highest prescribed investor rate (PIR) of tax for an individual New Zealand resident. Your tax rate may be lower.
- ² Fund fees are fees charged as a percentage of a member's interest in the fund (i.e. as a percentage of their KiwiSaver Account balance).
- ³ Membership fees are the fixed dollar charges for membership in the KiwiSaver scheme. It is deducted at \$2.75 a month from your KiwiSaver Account. If you invest in more than one fund of SuperLife, only one administration fee is deducted.
- ⁴ The average annual return is the average return since the start of the fund. It therefore includes the period prior to the completion of the first complete tax year and also the period since the end of the last complete tax year. It is not the average of the bars shown in the graph.
- ⁵ In addition to the investments, the fund had current assets/liabilities. As a result the total value of the investments is greater than the net asset value.



SuperLife

Manager's certificate

On behalf of SuperLife Limited, as the manager of the KiwiSaver scheme known as SuperLife (KSS 10022), we state:

1. This disclosure statement has been prepared for the purposes of the KiwiSaver (Periodic Disclosure) Regulations 2013 ("**Regulations**");
2. To the best of our knowledge after making reasonable enquiry, all information required by the Regulations has been disclosed in accordance with these Regulations and the information presented is accurate;
3. This disclosure statement does not contain any statement that is likely to deceive or mislead with regard to any particular that would be material to an offer of an interest in SuperLife.

Michael Chamberlain, Director

Owen Nash, Director

21 July 2014

Date



SuperLife SuperLife Income Pool

What is the purpose of this statement?

This statement provides key information about the SuperLife SuperLife Income Pool. It tells you how the fund has performed and what fees it charged, and will help you to compare it with other funds. We prepared this statement in accordance with the KiwiSaver (Periodic Disclosure) Regulations 2013. This information is not audited and may be updated.

Description of the fund

The fund invests in the three fixed interest SuperLife Pools and the Cash Pool, reflecting our view of the risk and return outlook of the NZ and global fixed interest markets. Investment decisions take into account the investment and interest rate outlook on a 1 to 3 year time horizon and returns should be measured over a 3 to 5 year period.

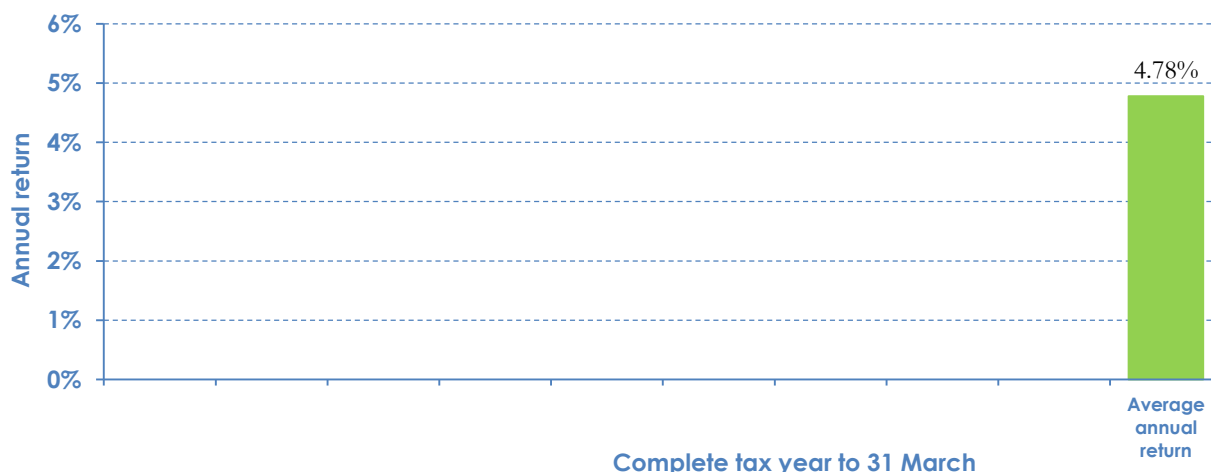
Total value of the fund:	\$45,796,047
Number of members in the fund:	13,446
Date the fund started:	13 September 2013

How has the fund performed?

	Past year
Return for the period 13 Sep 2013 to 30 Jun 2014: (after deductions for fund fees and tax ¹)	4.78%

How has the fund performed in the past?

This shows the return after fund fees and taxes for each tax year since the fund started and the **average annual return**⁴ since the fund started. It's important to note that this does not tell you how the fund will perform in the future.





What fees were members charged?

The returns above are after deductions for **fund fees**². These fees were last totalled up for the year to 31 March 2014 and were:

Total fund fees: ⁵	0.61% of members' investments
<i>Which are made up of:</i>	
Annual management fee:	0.55%
Performance-based fees:	0.00%
Other fees and costs:	0.06%

Members were also charged **membership fees**³ of \$33 over the year to 31 March 2014. ⁶

Members may also be charged fees for specific actions or decisions (e.g. transferring to another KiwiSaver scheme). See http://www.SuperLife.co.nz/documents/kiwisaver_fees.pdf for more information about these fees.

Example of how this applies to a member ⁷

Michael had \$10,000 in the fund at the start of the year and did not make any further contributions. At the end of the year, Michael received a return after fund fees and taxes were deducted of \$477.00 (that's 4.77% of his initial \$10,000). Michael also paid \$27.50 in membership fees. This gives Michael a total return of \$449.50 for the year.

What does the fund invest in?

Actual investment mix

This shows the types of assets that the fund invests in.





Target investment mix

This shows the mix of assets that the fund generally intends to invest in.

Cash and cash equivalents	0.00%
New Zealand fixed interest	50.00%
International fixed interest	50.00%
Australasian equities	0.00%
International equities	0.00%
Listed property	0.00%
Unlisted property	0.00%
Other	0.00%

Top ten investments

	Name	Percentage of fund net assets	Type	Country	Credit rating (if applicable)
1	Vanguard International Credit Securities Index Fund (Hedged) (VANICSI)	41.77%	Fund	Australia	n/a
2	SSgA Global Broad Investment Grade Fixed Income Trust (SGAGBIG)	3.22%	Fund	Australia	n/a
3	NEW ZEALAND 150423 5.5 GB (NZG0423)	2.12%	New Zealand Fixed Interest	New Zealand	AA+
4	MIGHTY RIVER POWER LTD 121016 7.55 GOVT BOND (MRP1016)	1.91%	New Zealand Fixed Interest	New Zealand	BBB+
5	RABOBANK NEDERLAND NEW ZEALAND 190319 6.10 CB (RAB0319A)	1.77%	New Zealand Fixed Interest	New Zealand	AA-
6	TCNZ FINANCE LTD 251019 5.25 CB (TCN1019A)	1.67%	New Zealand Fixed Interest	New Zealand	A-
7	Cash deposit (TSB Bank)	1.62%	Cash & cash equivalents	New Zealand	n/a
8	INLAND REVENUE DEPOSIT 050615 RCD (IR15605A)	1.54%	New Zealand Fixed Interest	New Zealand	AA+
9	AUCKLAND SAVINGS BANK 080617 6.06 CB (ASB0617A)	1.54%	New Zealand Fixed Interest	New Zealand	AA-
10	ANZ BANK NEW ZEALAND LTD 270219 5.43 CB (ANZ0219A)	1.53%	New Zealand Fixed Interest	New Zealand	AA-

The top 10 investments make up 58.69% of the fund.

Key personnel

This shows the directors and employees who have the most influence on the investment decisions of the fund.

Name	Current position	Time in current position	Previous or other positions	Time in previous or other position
Michael Chamberlain	Director, Investments	16 years 3 months		
Owen Nash	Director, Investment Committee	13 years 3 months		
John O'Reilly	GM, Investment Operations	5 years 11 months		
Ryan Gillanders	Investment Analyst	6 years 0 months		
Daniel Borrie	Investment Analyst	4 years 0 months		

**Further information:****Information about conflicts of interest**

There have not been changes to the nature, or increases in the scale of, the funds related-party transactions compared with the last quarter. See the SuperLife annual financial statements for more information about the scheme's related-party transactions.

Changes to trade allocation, execution and proxy voting policies

There have not been changes to the fund's trade allocation, execution and proxy voting policies in the past three months. See www.superlife.co.nz/documents/policies.pdf for more information about these policies.

Changes to valuation methods

There have not been changes to the fund's valuation methods in the past three months.

Electronic disclosure of this information

Most of the information contained in this statement, including some additional information, is available in a spreadsheet at www.superlife.co.nz/data_files/QDS/2014_June/SuperLife_Income_data.xls.

Notes

- ¹ Returns in this statement are after tax at the highest prescribed investor rate (PIR) of tax for an individual New Zealand resident. Your tax rate may be lower.
- ² Fund fees are fees charged as a percentage of a member's interest in the fund (i.e. as a percentage of their KiwiSaver Account balance).
- ³ Membership fees are the fixed dollar charges for membership in the KiwiSaver scheme. It is deducted at \$2.75 a month from your KiwiSaver Account. If you invest in more than one fund of SuperLife, only one administration fee is deducted.
- ⁴ The average annual return is the average return since the start of the fund. It therefore includes the period since the end of the last complete tax year.
- ⁵ The Fund had not been going for a full financial year and therefore does not have an actual annual fund fee. The estimated level of fund fees are 0.61% a year of a member's investments.
- ⁶ The fund had not been going for the full financial year. \$33 is the annual level of membership fees.
- ⁷ The "year" is the period 13 September 2013 to 31 December 2013.



SuperLife

Manager's certificate

On behalf of SuperLife Limited, as the manager of the KiwiSaver scheme known as SuperLife (KSS 10022), we state:

1. This disclosure statement has been prepared for the purposes of the KiwiSaver (Periodic Disclosure) Regulations 2013 ("**Regulations**");
2. To the best of our knowledge after making reasonable enquiry, all information required by the Regulations has been disclosed in accordance with these Regulations and the information presented is accurate;
3. This disclosure statement does not contain any statement that is likely to deceive or mislead with regard to any particular that would be material to an offer of an interest in SuperLife.

Michael Chamberlain, Director

Owen Nash, Director

21 July 2014

Date



SuperLife SuperLife 30 Pool

What is the purpose of this statement?

This statement provides key information about the SuperLife SuperLife 30 Pool. It tells you how the fund has performed and what fees it charged, and will help you to compare it with other funds. We prepared this statement in accordance with the KiwiSaver (Periodic Disclosure) Regulations 2013. This information is not audited and may be updated.

Description of the fund

The fund invests in the ten single sector SuperLife Pools and targets to have, over the long term, 30% of its assets in the property and share Pools and 70% of its assets in the cash and bond Pools. Decisions are based on our view of the investment and economic outlook of the different sectors, on a 1 to 3 year time horizon and returns should be measured over a 3 to 5 year period.

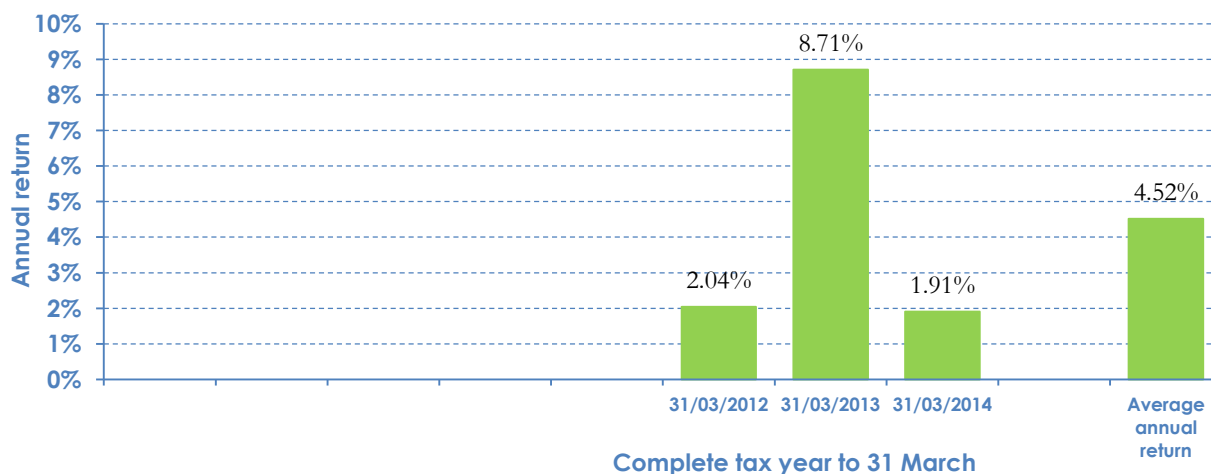
Total value of the fund:	\$1,309,823
Number of members in the fund:	97
Date the fund started:	11 October 2010

How has the fund performed?

Annual return:	Past year
(after deductions for fund fees and tax ¹)	5.91%

How has the fund performed in the past?

This shows the return after fund fees and taxes for each tax year since the fund started and the **average annual return**⁴ since the fund started. It's important to note that this does not tell you how the fund will perform in the future.





What fees were members charged?

The returns above are after deductions for **fund fees**². These fees were last totalled up for the year to 31 March 2014 and were:

Total fund fees:	0.65% of members' investments
<i>Which are made up of:</i>	
Annual management fee:	0.60%
Performance-based fees:	0.00%
Other fees and costs:	0.05%

Members were also charged **membership fees**³ of \$33 over the year to 31 March 2014.

Members may also be charged fees for specific actions or decisions (e.g. transferring to another KiwiSaver scheme). See http://www.SuperLife.co.nz/documents/kiwisaver_fees.pdf for more information about these fees.

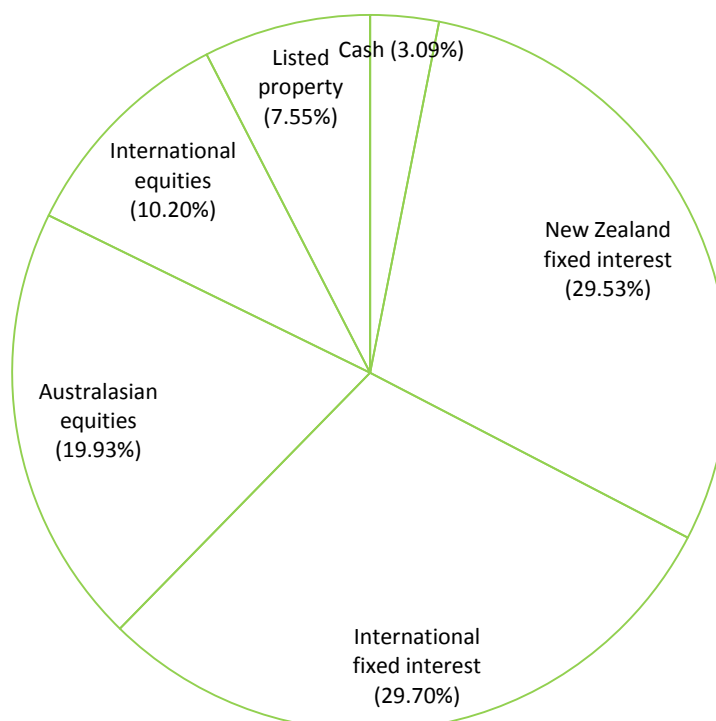
Example of how this applies to a member

Michael had \$10,000 in the fund at the start of the year and did not make any further contributions. At the end of the year, Michael received a return after fund fees and taxes were deducted of \$590.00 (that's 5.90% of his initial \$10,000). Michael also paid \$33.00 in membership fees. This gives Michael a total return of \$557.00 for the year.

What does the fund invest in?

Actual investment mix

This shows the types of assets that the fund invests in.





Target investment mix

This shows the mix of assets that the fund generally intends to invest in.

Cash and cash equivalents	5.00%
New Zealand fixed interest	32.50%
International fixed interest	32.50%
Australasian equities	12.50%
International equities	12.50%
Listed property	5.00%
Unlisted property	0.00%
Other	0.00%

Top ten investments

	Name	Percentage of fund net assets	Type	Country	Credit rating (if applicable)
1	Vanguard International Credit Securities Index Fund (Hedged) (VANICSI)	25.70%	Fund	Australia	n/a
2	SSgA International Equities Index Trust (Hedged) (SGAIEIH)	5.35%	Fund	Australia	n/a
3	Vanguard Emerging Markets Shares Index Fund (VAN0005AU)	2.64%	Fund	Australia	n/a
4	SSgA Global Broad Investment Grade Fixed Income Trust (SGAGBIG)	1.98%	Fund	Australia	n/a
5	PFS Somerset EM Dividend Growth Fund A (B4Q0711)	1.43%	Fund	United Kingdom	n/a
6	NEW ZEALAND 150423 5.5 GB (NZG0423)	1.31%	New Zealand Fixed Interest	New Zealand	AA+
7	MIGHTY RIVER POWER LTD 121016 7.55 GOVT BOND (MRP1016)	1.18%	New Zealand Fixed Interest	New Zealand	BBB+
8	RABOBANK NEDERLAND NEW ZEALAND 190319 6.10 CB (RAB0319A)	1.10%	New Zealand Fixed Interest	New Zealand	AA-
9	TCNZ FINANCE LTD 251019 5.25 CB (TCN1019A)	1.03%	New Zealand Fixed Interest	New Zealand	A-
10	Cash deposit (TSB Bank)	1.00%	Cash & cash equivalents	New Zealand	n/a

The top 10 investments make up 42.72% of the fund.

Key personnel

This shows the directors and employees who have the most influence on the investment decisions of the fund.

Name	Current position	Time in current position	Previous or other positions	Time in previous or other position
Michael Chamberlain	Director, Investments	16 years 3 months		
Owen Nash	Director, Investment Committee	13 years 3 months		
John O'Reilly	GM, Investment Operations	5 years 11 months		
Ryan Gillanders	Investment Analyst	6 years 0 months		
Daniel Borrie	Investment Analyst	4 years 0 months		

**Further information:****Information about conflicts of interest**

There have not been changes to the nature, or increases in the scale of, the funds related-party transactions compared with the last quarter. See the SuperLife annual financial statements for more information about the scheme's related-party transactions.

Changes to trade allocation, execution and proxy voting policies

There have not been changes to the fund's trade allocation, execution and proxy voting policies in the past three months. See www.superlife.co.nz/documents/policies.pdf for more information about these policies.

Changes to valuation methods

There have not been changes to the fund's valuation methods in the past three months.

Electronic disclosure of this information

Most of the information contained in this statement, including some additional information, is available in a spreadsheet at www.superlife.co.nz/data_files/QDS/2014_June/SuperLife_30_data.xls.

Notes

- ¹ Returns in this statement are after tax at the highest prescribed investor rate (PIR) of tax for an individual New Zealand resident. Your tax rate may be lower.
- ² Fund fees are fees charged as a percentage of a member's interest in the fund (i.e. as a percentage of their KiwiSaver Account balance).
- ³ Membership fees are the fixed dollar charges for membership in the KiwiSaver scheme. It is deducted at \$2.75 a month from your KiwiSaver Account. If you invest in more than one fund of SuperLife, only one administration fee is deducted.
- ⁴ The average annual return is the average return since the start of the fund. It therefore includes the period prior to the completion of the first complete tax year and also the period since the end of the last complete tax year. It is not the average of the bars shown in the graph.



SuperLife

Manager's certificate

On behalf of SuperLife Limited, as the manager of the KiwiSaver scheme known as SuperLife (KSS 10022), we state:

1. This disclosure statement has been prepared for the purposes of the KiwiSaver (Periodic Disclosure) Regulations 2013 ("**Regulations**");
2. To the best of our knowledge after making reasonable enquiry, all information required by the Regulations has been disclosed in accordance with these Regulations and the information presented is accurate;
3. This disclosure statement does not contain any statement that is likely to deceive or mislead with regard to any particular that would be material to an offer of an interest in SuperLife.

Michael Chamberlain, Director

Owen Nash, Director

21 July 2014

Date



SuperLife SuperLife 60 Pool

What is the purpose of this statement?

This statement provides key information about the SuperLife SuperLife 60 Pool. It tells you how the fund has performed and what fees it charged, and will help you to compare it with other funds. We prepared this statement in accordance with the KiwiSaver (Periodic Disclosure) Regulations 2013. This information is not audited and may be updated.

Description of the fund

The fund invests in the ten single sector SuperLife Pools and targets to have, over the long term, 60% of its assets in the property and share Pools and 40% of its assets in the cash and bond Pools. Decisions are based on our view of the investment and economic outlook of the different sectors, on a 3 to 5 year time horizon and returns should be measured over a 5 to 7 year period.

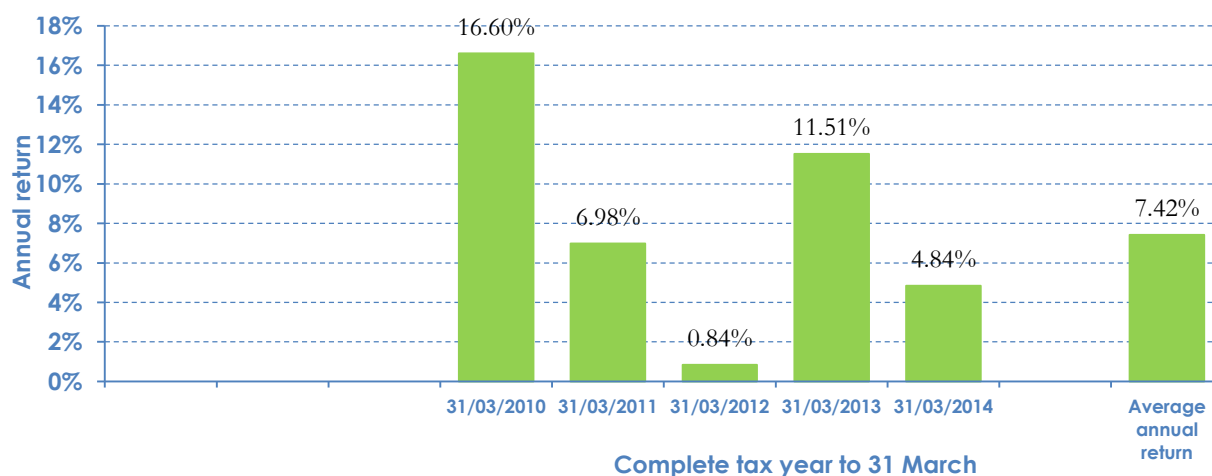
Total value of the fund:	\$9,699,284
Number of members in the fund:	552
Date the fund started:	20 February 2009

How has the fund performed?

Annual return:	Past year
(after deductions for fund fees and tax ¹)	8.97%

How has the fund performed in the past?

This shows the return after fund fees and taxes for each tax year since the fund started and the **average annual return**⁴ since the fund started. It's important to note that this does not tell you how the fund will perform in the future.





What fees were members charged?

The returns above are after deductions for **fund fees**². These fees were last totalled up for the year to 31 March 2014 and were:

Total fund fees:	0.66% of members' investments
<i>Which are made up of:</i>	
Annual management fee:	0.60%
Performance-based fees:	0.00%
Other fees and costs:	0.06%

Members were also charged **membership fees**³ of \$33 over the year to 31 March 2014.

Members may also be charged fees for specific actions or decisions (e.g. transferring to another KiwiSaver scheme). See http://www.SuperLife.co.nz/documents/kiwisaver_fees.pdf for more information about these fees.

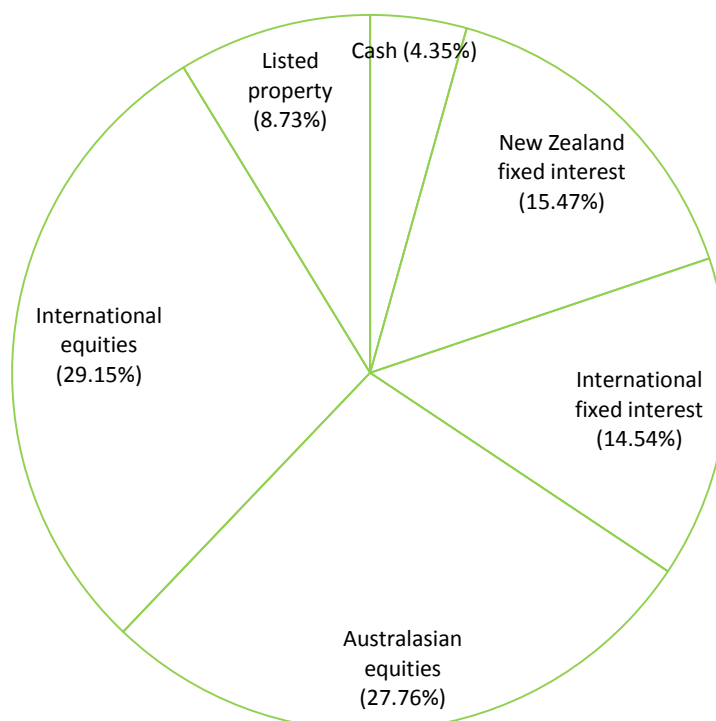
Example of how this applies to a member

Michael had \$10,000 in the fund at the start of the year and did not make any further contributions. At the end of the year, Michael received a return after fund fees and taxes were deducted of \$896.00 (that's 8.96% of his initial \$10,000). Michael also paid \$33.00 in membership fees. This gives Michael a total return of \$863.00 for the year.

What does the fund invest in?

Actual investment mix

This shows the types of assets that the fund invests in.





Target investment mix

This shows the mix of assets that the fund generally intends to invest in.

Cash and cash equivalents	5.00%
New Zealand fixed interest	17.50%
International fixed interest	17.50%
Australasian equities	12.50%
International equities	37.50%
Listed property	10.00%
Unlisted property	0.00%
Other	0.00%

Top ten investments

	Name	Percentage of fund net assets	Type	Country	Credit rating (if applicable)
1	SSgA International Equities Index Trust (Hedged) (SGAIEIH)	19.73%	Fund	Australia	n/a
2	Vanguard International Credit Securities Index Fund (Hedged) (VANICSI)	12.58%	Fund	Australia	n/a
3	SSgA International Equities Index Trust (Unhedged) (SGAIEIT)	4.51%	Fund	Australia	n/a
4	Vanguard Emerging Markets Shares Index Fund (VAN0005AU)	2.53%	Fund	Australia	n/a
5	PFS Somerset EM Dividend Growth Fund A (B4Q0711)	1.37%	Fund	United Kingdom	n/a
6	Pacific Edge Limited (PEB)	1.37%	Australasian equities	New Zealand	n/a
7	Hellaby Holdings Limited (HBY)	1.05%	Australasian equities	New Zealand	n/a
8	Fisher & Paykel Healthcare Corporation Limited (FPH)	1.02%	Australasian equities	New Zealand	n/a
9	SSgA Global Broad Investment Grade Fixed Income Trust (SGAGBIG)	0.97%	Fund	Australia	n/a
10	Vanguard International Property Securities Fund (hedged) (VAN0019AU)	0.94%	Fund	Australia	n/a

The top 10 investments make up 46.07% of the fund.

Key personnel

This shows the directors and employees who have the most influence on the investment decisions of the fund.

Name	Current position	Time in current position	Previous or other positions	Time in previous or other position
Michael Chamberlain	Director, Investments	16 years 3 months		
Owen Nash	Director, Investment Committee	13 years 3 months		
John O'Reilly	GM, Investment Operations	5 years 11 months		
Ryan Gillanders	Investment Analyst	6 years 0 months		
Daniel Borrie	Investment Analyst	4 years 0 months		

**Further information:****Information about conflicts of interest**

There have not been changes to the nature, or increases in the scale of, the funds related-party transactions compared with the last quarter. See the SuperLife annual financial statements for more information about the scheme's related-party transactions.

Changes to trade allocation, execution and proxy voting policies

There have not been changes to the fund's trade allocation, execution and proxy voting policies in the past three months. See www.superlife.co.nz/documents/policies.pdf for more information about these policies.

Changes to valuation methods

There have not been changes to the fund's valuation methods in the past three months.

Electronic disclosure of this information

Most of the information contained in this statement, including some additional information, is available in a spreadsheet at www.superlife.co.nz/data_files/QDS/2014_June/SuperLife_60_data.xls.

Notes

- ¹ Returns in this statement are after tax at the highest prescribed investor rate (PIR) of tax for an individual New Zealand resident. Your tax rate may be lower.
- ² Fund fees are fees charged as a percentage of a member's interest in the fund (i.e. as a percentage of their KiwiSaver Account balance).
- ³ Membership fees are the fixed dollar charges for membership in the KiwiSaver scheme. It is deducted at \$2.75 a month from your KiwiSaver Account. If you invest in more than one fund of SuperLife, only one administration fee is deducted.
- ⁴ The average annual return is the average return since the start of the fund. It therefore includes the period prior to the completion of the first complete tax year and also the period since the end of the last complete tax year. It is not the average of the bars shown in the graph.



SuperLife

Manager's certificate

On behalf of SuperLife Limited, as the manager of the KiwiSaver scheme known as SuperLife (KSS 10022), we state:

1. This disclosure statement has been prepared for the purposes of the KiwiSaver (Periodic Disclosure) Regulations 2013 ("**Regulations**");
2. To the best of our knowledge after making reasonable enquiry, all information required by the Regulations has been disclosed in accordance with these Regulations and the information presented is accurate;
3. This disclosure statement does not contain any statement that is likely to deceive or mislead with regard to any particular that would be material to an offer of an interest in SuperLife.

Michael Chamberlain, Director

Owen Nash, Director

21 July 2014

Date



SuperLife

SuperLife**SuperLife 80 Pool****What is the purpose of this statement?**

This statement provides key information about the SuperLife SuperLife 80 Pool. It tells you how the fund has performed and what fees it charged, and will help you to compare it with other funds. We prepared this statement in accordance with the KiwiSaver (Periodic Disclosure) Regulations 2013. This information is not audited and may be updated.

Description of the fund

The fund invests in the ten single sector SuperLife Pools and targets to have, over the long term, 80% of its assets in the property and share Pools and 20% of its assets in the cash and bond Pools. Decisions are based on our view of the investment and economic outlook of the different sectors, on a 5 to 7 year time horizon and returns should be measured over a 7 to 10 year period.

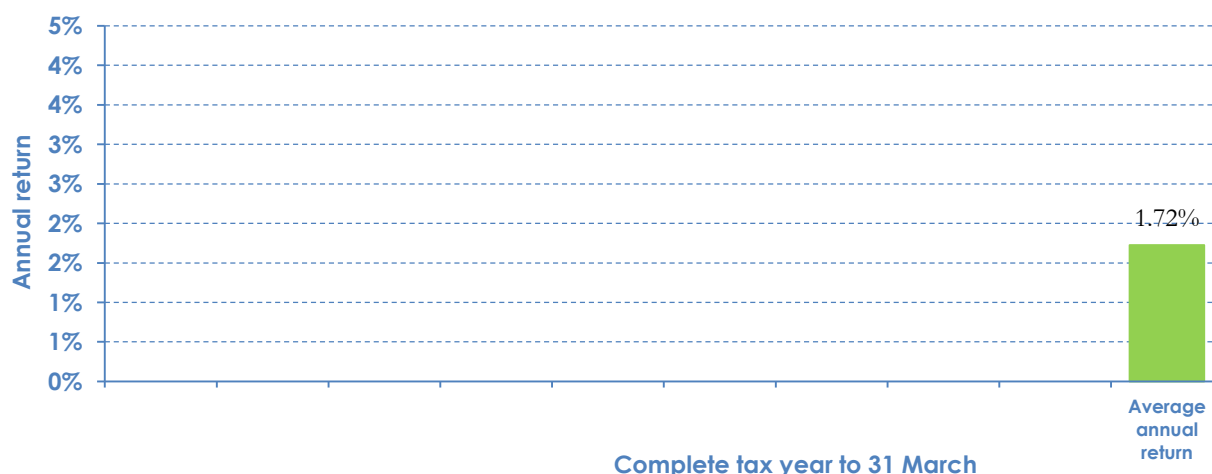
Total value of the fund:	\$1,410,976
Number of members in the fund:	99
Date the fund started:	13 September 2013

How has the fund performed?

	Past year
Return for the period 13 Sep 2013 to 30 Jun 2014:	1.72%
(after deductions for fund fees and tax ¹)	

How has the fund performed in the past?

This shows the return after fund fees and taxes for each tax year since the fund started and the **average annual return**⁴ since the fund started. It's important to note that this does not tell you how the fund will perform in the future.





What fees were members charged?

The returns above are after deductions for **fund fees**². These fees were last totalled up for the year to 31 March 2014 and were:

Total fund fees: ⁵	0.69% of members' investments
<i>Which are made up of:</i>	
Annual management fee:	0.63%
Performance-based fees:	0.00%
Other fees and costs:	0.06%

Members were also charged **membership fees**³ of \$33 over the year to 31 March 2014. ⁶

Members may also be charged fees for specific actions or decisions (e.g. transferring to another KiwiSaver scheme). See http://www.SuperLife.co.nz/documents/kiwisaver_fees.pdf for more information about these fees.

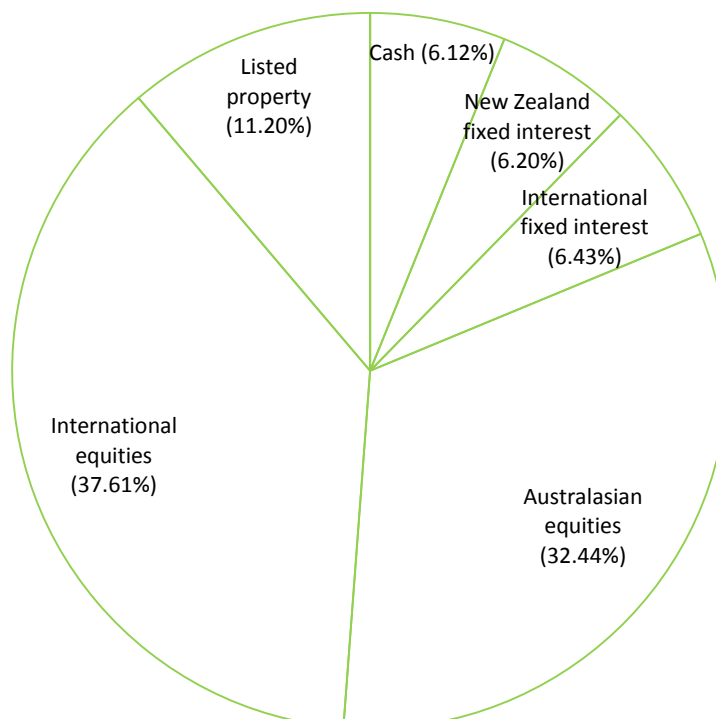
Example of how this applies to a member ⁷

Michael had \$10,000 in the fund at the start of the year and did not make any further contributions. At the end of the year, Michael received a return after fund fees and taxes were deducted of \$172.00 (that's 1.72% of his initial \$10,000). Michael also paid \$27.50 in membership fees. This gives Michael a total return of \$144.50 for the year.

What does the fund invest in?

Actual investment mix

This shows the types of assets that the fund invests in.





Target investment mix

This shows the mix of assets that the fund generally intends to invest in.

Cash and cash equivalents	5.00%
New Zealand fixed interest	7.50%
International fixed interest	7.50%
Australasian equities	20.00%
International equities	45.00%
Listed property	15.00%
Unlisted property	0.00%
Other	0.00%

Top ten investments

	Name	Percentage of fund net assets	Type	Country	Credit rating (if applicable)
1	SSgA International Equities Index Trust (Hedged) (SGAIEIH)	17.82%	Fund	Australia	n/a
2	Vanguard Emerging Markets Shares Index Fund (VAN0005AU)	7.17%	Fund	Australia	n/a
3	SSgA International Equities Index Trust (Unhedged) (SGAIEIT)	6.54%	Fund	Australia	n/a
4	Vanguard International Credit Securities Index Fund (Hedged) (VANICSI)	5.56%	Fund	Australia	n/a
5	PFS Somerset EM Dividend Growth Fund A (B4Q0711)	3.89%	Fund	United Kingdom	n/a
6	Vanguard International Property Securities Fund (hedged) (VAN0019AU)	1.20%	Fund	Australia	n/a
7	Pacific Edge Limited (PEB)	1.14%	Australasian equities	New Zealand	n/a
8	PFS Somerset EM Small Cap Fund B (B3M2G51)	0.96%	Fund	United Kingdom	n/a
9	Telstra Corporation Limited (TLS.NZ)	0.93%	Australasian equities	Australia	n/a
10	Hellaby Holdings Limited (HBY)	0.87%	Australasian equities	New Zealand	n/a

The top 10 investments make up 46.08% of the fund.

Key personnel

This shows the directors and employees who have the most influence on the investment decisions of the fund.

Name	Current position	Time in current position	Previous or other positions	Time in previous or other position
Michael Chamberlain	Director, Investments	16 years 3 months		
Owen Nash	Director, Investment Committee	13 years 3 months		
John O'Reilly	GM, Investment Operations	5 years 11 months		
Ryan Gillanders	Investment Analyst	6 years 0 months		
Daniel Borrie	Investment Analyst	4 years 0 months		

**Further information:****Information about conflicts of interest**

There have not been changes to the nature, or increases in the scale of, the funds related-party transactions compared with the last quarter. See the SuperLife annual financial statements for more information about the scheme's related-party transactions.

Changes to trade allocation, execution and proxy voting policies

There have not been changes to the fund's trade allocation, execution and proxy voting policies in the past three months. See www.superlife.co.nz/documents/policies.pdf for more information about these policies.

Changes to valuation methods

There have not been changes to the fund's valuation methods in the past three months.

Electronic disclosure of this information

Most of the information contained in this statement, including some additional information, is available in a spreadsheet at www.superlife.co.nz/data_files/QDS/2014_June/SuperLife_80_data.xls.

Notes

- ¹ Returns in this statement are after tax at the highest prescribed investor rate (PIR) of tax for an individual New Zealand resident. Your tax rate may be lower.
- ² Fund fees are fees charged as a percentage of a member's interest in the fund (i.e. as a percentage of their KiwiSaver Account balance).
- ³ Membership fees are the fixed dollar charges for membership in the KiwiSaver scheme. It is deducted at \$2.75 a month from your KiwiSaver Account. If you invest in more than one fund of SuperLife, only one administration fee is deducted.
- ⁴ The average annual return is the average return since the start of the fund. It therefore includes the period since the end of the last complete tax year.
- ⁵ The Fund had not been going for a full financial year and therefore does not have an actual annual fund fee. The estimated level of fund fees are 0.69% a year of a member's investments.
- ⁶ The fund had not been going for the full financial year. \$33 is the annual level of membership fees.
- ⁷ The "year" is the period 13 September 2013 to 31 December 2013.



SuperLife

Manager's certificate

On behalf of SuperLife Limited, as the manager of the KiwiSaver scheme known as SuperLife (KSS 10022), we state:

1. This disclosure statement has been prepared for the purposes of the KiwiSaver (Periodic Disclosure) Regulations 2013 ("**Regulations**");
2. To the best of our knowledge after making reasonable enquiry, all information required by the Regulations has been disclosed in accordance with these Regulations and the information presented is accurate;
3. This disclosure statement does not contain any statement that is likely to deceive or mislead with regard to any particular that would be material to an offer of an interest in SuperLife.

Michael Chamberlain, Director

Owen Nash, Director

21 July 2014

Date



SuperLife SuperLife Growth Pool

What is the purpose of this statement?

This statement provides key information about the SuperLife SuperLife Growth Pool. It tells you how the fund has performed and what fees it charged, and will help you to compare it with other funds. We prepared this statement in accordance with the KiwiSaver (Periodic Disclosure) Regulations 2013. This information is not audited and may be updated.

Description of the fund

The fund invests in the property and share SuperLife Pools and the Cash Pool, based on our view of the risk and return outlook of the Australasian and global property and share markets. Investment decisions take into account the investment and economic outlook on a 3 to 5 year time horizon and returns should be measured over a 7 to 10 year period.

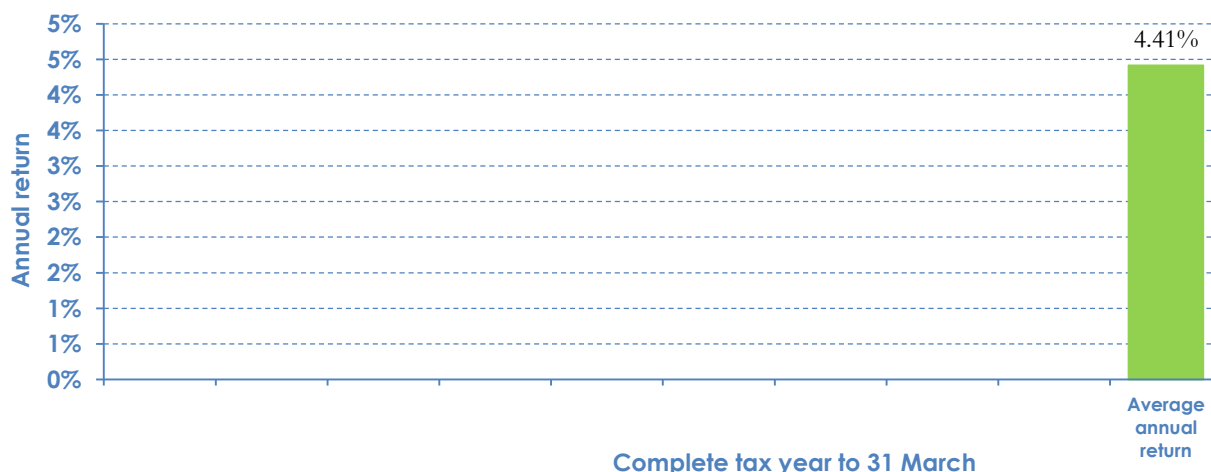
Total value of the fund:	\$142,625,211
Number of members in the fund:	17,313
Date the fund started:	13 September 2013

How has the fund performed?

	Past year
Return for the period 13 Sep 2013 to 30 Jun 2014: (after deductions for fund fees and tax ¹)	4.41%

How has the fund performed in the past?

This shows the return after fund fees and taxes for each tax year since the fund started and the **average annual return**⁴ since the fund started. It's important to note that this does not tell you how the fund will perform in the future.





What fees were members charged?

The returns above are after deductions for **fund fees**². These fees were last totalled up for the year to 31 March 2014 and were:

Total fund fees: ⁵	0.72% of members' investments
<i>Which are made up of:</i>	
Annual management fee:	0.66%
Performance-based fees:	0.00%
Other fees and costs:	0.06%

Members were also charged **membership fees**³ of \$33 over the year to 31 March 2014. ⁶

Members may also be charged fees for specific actions or decisions (e.g. transferring to another KiwiSaver scheme). See http://www.SuperLife.co.nz/documents/kiwisaver_fees.pdf for more information about these fees.

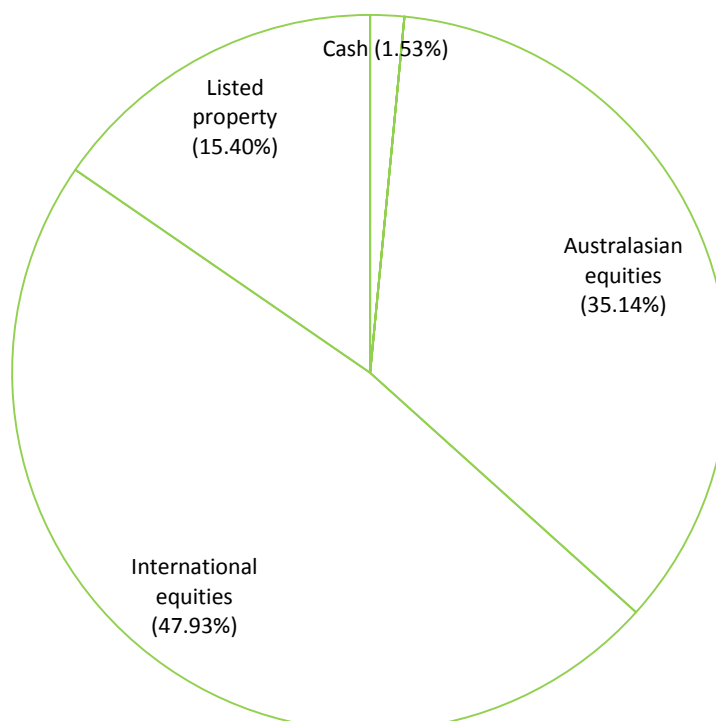
Example of how this applies to a member ⁷

Michael had \$10,000 in the fund at the start of the year and did not make any further contributions. At the end of the year, Michael received a return after fund fees and taxes were deducted of \$441.00 (that's 4.41% of his initial \$10,000). Michael also paid \$27.50 in membership fees. This gives Michael a total return of \$413.50 for the year.

What does the fund invest in?

Actual investment mix

This shows the types of assets that the fund invests in.





Target investment mix

This shows the mix of assets that the fund generally intends to invest in.

Cash and cash equivalents	0.00%
New Zealand fixed interest	0.00%
International fixed interest	0.00%
Australasian equities	30.00%
International equities	55.00%
Listed property	15.00%
Unlisted property	0.00%
Other	0.00%

Top ten investments

	Name	Percentage of fund net assets	Type	Country	Credit rating (if applicable)
1	SSgA International Equities Index Trust (Hedged) (SGAIEIH)	20.68%	Fund	Australia	n/a
2	SSgA International Equities Index Trust (Unhedged) (SGAIEIT)	10.84%	Fund	Australia	n/a
3	Vanguard Emerging Markets Shares Index Fund (VAN0005AU)	8.89%	Fund	Australia	n/a
4	PFS Somerset EM Dividend Growth Fund A (B4Q0711)	4.82%	Fund	United Kingdom	n/a
5	Vanguard International Property Securities Fund (hedged) (VAN0019AU)	1.66%	Fund	Australia	n/a
6	Pacific Edge Limited (PEB)	1.40%	Australasian equities	New Zealand	n/a
7	PFS Somerset EM Small Cap Fund B (B3M2G51)	1.19%	Fund	United Kingdom	n/a
8	Hellaby Holdings Limited (HBY)	1.07%	Australasian equities	New Zealand	n/a
9	Fisher & Paykel Healthcare Corporation Limited (FPH)	1.04%	Australasian equities	New Zealand	n/a
10	Argosy Property Limited (ARG)	1.03%	Listed property	New Zealand	n/a

The top 10 investments make up 52.62% of the fund.

Key personnel

This shows the directors and employees who have the most influence on the investment decisions of the fund.

Name	Current position	Time in current position	Previous or other positions	Time in previous or other position
Michael Chamberlain	Director, Investments	16 years 3 months		
Owen Nash	Director, Investment Committee	13 years 3 months		
John O'Reilly	GM, Investment Operations	5 years 11 months		
Ryan Gillanders	Investment Analyst	6 years 0 months		
Daniel Borrie	Investment Analyst	4 years 0 months		

**Further information:****Information about conflicts of interest**

There have not been changes to the nature, or increases in the scale of, the funds related-party transactions compared with the last quarter. See the SuperLife annual financial statements for more information about the scheme's related-party transactions.

Changes to trade allocation, execution and proxy voting policies

There have not been changes to the fund's trade allocation, execution and proxy voting policies in the past three months. See www.superlife.co.nz/documents/policies.pdf for more information about these policies.

Changes to valuation methods

There have not been changes to the fund's valuation methods in the past three months.

Electronic disclosure of this information

Most of the information contained in this statement, including some additional information, is available in a spreadsheet at www.superlife.co.nz/data_files/QDS/2014_June/SuperLife_Growth_data.xls.

Notes

- ¹ Returns in this statement are after tax at the highest prescribed investor rate (PIR) of tax for an individual New Zealand resident. Your tax rate may be lower.
- ² Fund fees are fees charged as a percentage of a member's interest in the fund (i.e. as a percentage of their KiwiSaver Account balance).
- ³ Membership fees are the fixed dollar charges for membership in the KiwiSaver scheme. It is deducted at \$2.75 a month from your KiwiSaver Account. If you invest in more than one fund of SuperLife, only one administration fee is deducted.
- ⁴ The average annual return is the average return since the start of the fund. It therefore includes the period since the end of the last complete tax year.
- ⁵ The Fund had not been going for a full financial year and therefore does not have an actual annual fund fee. The estimated level of fund fees are 0.72% a year of a member's investments.
- ⁶ The fund had not been going for the full financial year. \$33 is the annual level of membership fees.
- ⁷ The "year" is the period 13 September 2013 to 30 September 2013.



SuperLife

Manager's certificate

On behalf of SuperLife Limited, as the manager of the KiwiSaver scheme known as SuperLife (KSS 10022), we state:

1. This disclosure statement has been prepared for the purposes of the KiwiSaver (Periodic Disclosure) Regulations 2013 ("**Regulations**");
2. To the best of our knowledge after making reasonable enquiry, all information required by the Regulations has been disclosed in accordance with these Regulations and the information presented is accurate;
3. This disclosure statement does not contain any statement that is likely to deceive or mislead with regard to any particular that would be material to an offer of an interest in SuperLife.

Michael Chamberlain, Director

Owen Nash, Director

21 July 2014

Date



SuperLife Ethica

What is the purpose of this statement?

This statement provides key information about the SuperLife Ethica. It tells you how the fund has performed and what fees it charged, and will help you to compare it with other funds. We prepared this statement in accordance with the KiwiSaver (Periodic Disclosure) Regulations 2013. This information is not audited and may be updated.

Description of the fund

The fund invests ethically (to avoid investments in the areas of pornography, gambling, tobacco, alcohol, armaments and fossil fuel extraction) targeting, over the long term, to have 60% of its assets in property and shares and 40% in cash and bonds. Decisions are based on our view of each sector's outlook on a 3 to 5 year time horizon and returns should be measured over a 5 to 7 year period.

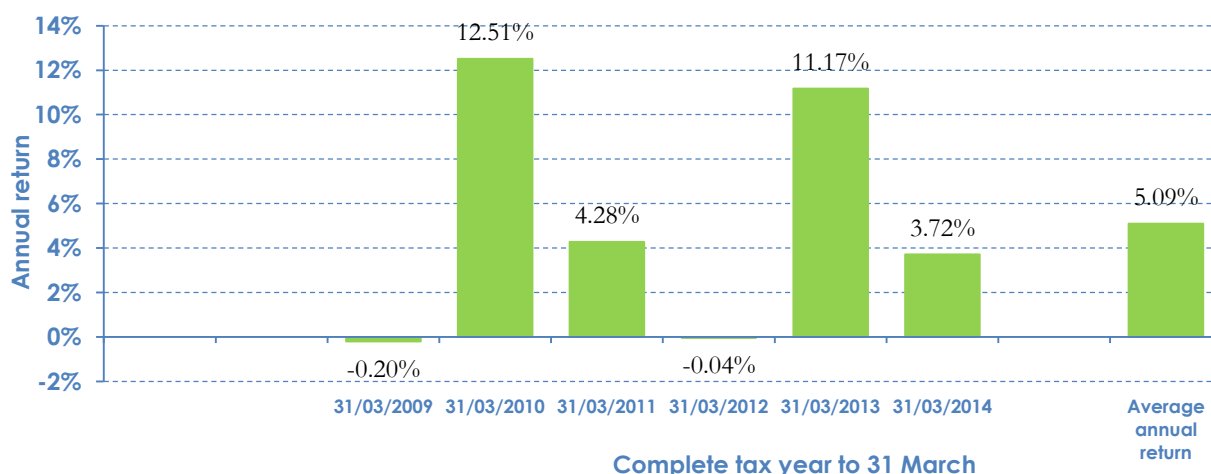
Total value of the fund:	\$6,425,350
Number of members in the fund:	778
Date the fund started:	29 January 2008

How has the fund performed?

Annual return:	Past year
(after deductions for fund fees and tax ¹)	5.32%

How has the fund performed in the past?

This shows the return after fund fees and taxes for each tax year since the fund started and the **average annual return**⁴ since the fund started. It's important to note that this does not tell you how the fund will perform in the future.





What fees were members charged?

The returns above are after deductions for **fund fees**². These fees were last totalled up for the year to 31 March 2014 and were:

Total fund fees:	0.73% of members' investments
<i>Which are made up of:</i>	
Annual management fee:	0.68%
Performance-based fees:	0.00%
Other fees and costs:	0.05%

Members were also charged **membership fees**³ of \$33 over the year to 31 March 2014.

Members may also be charged fees for specific actions or decisions (e.g. transferring to another KiwiSaver scheme). See http://www.SuperLife.co.nz/documents/kiwisaver_fees.pdf for more information about these fees.

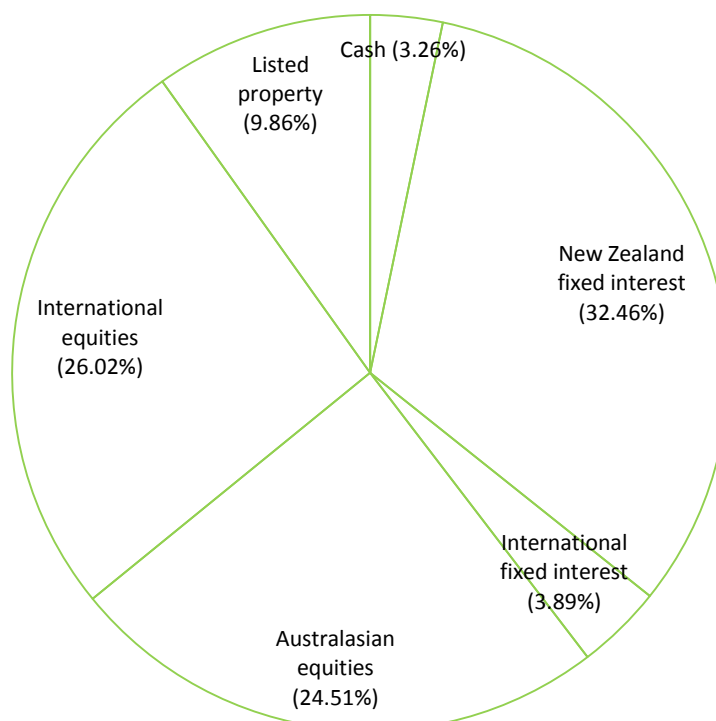
Example of how this applies to a member

Michael had \$10,000 in the fund at the start of the year and did not make any further contributions. At the end of the year, Michael received a return after fund fees and taxes were deducted of \$531.00 (that's 5.31% of his initial \$10,000). Michael also paid \$33.00 in membership fees. This gives Michael a total return of \$498.00 for the year.

What does the fund invest in?

Actual investment mix

This shows the types of assets that the fund invests in.





Target investment mix

This shows the mix of assets that the fund generally intends to invest in.

Cash and cash equivalents	5.00%
New Zealand fixed interest	17.50%
International fixed interest	17.50%
Australasian equities	20.00%
International equities	30.00%
Listed property	10.00%
Unlisted property	0.00%
Other	0.00%

Top ten investments

	Name	Percentage of fund net assets	Type	Country	Credit rating (if applicable)
1	ASB Bank Limited (ABBFA)	5.11%	New Zealand Fixed interest	New Zealand	BBB+
2	Christchurch International Airport Limited (CIA021)	4.38%	New Zealand Fixed interest	New Zealand	BBB+
3	Sky Television (SKT020)	4.01%	New Zealand Fixed interest	New Zealand	N/A
4	Kiwibank Limited (KIW030)	3.88%	New Zealand Fixed interest	New Zealand	BB+
5	Cash deposit (TSB Bank)	3.19%	Cash & cash equivalents	New Zealand	n/a
6	Transpacific SPS Trust (TPAPA)	2.12%	International Fixed interest	Australia	NR
7	Energy Mad (MAD0217)	2.01%	New Zealand Fixed interest	New Zealand	NR
8	Goodman Fielder New Zealand Limited (GFZ010)	1.98%	New Zealand Fixed interest	New Zealand	NR
9	Nufarm Finance (NZ) Limited (NFNG)	1.68%	New Zealand Fixed interest	New Zealand	BB
10	Infratil Limited (IFT180)	1.51%	New Zealand Fixed interest	New Zealand	NR

The top 10 investments make up 29.87% of the fund.

Key personnel

This shows the directors and employees who have the most influence on the investment decisions of the fund.

Name	Current position	Time in current position	Previous or other positions	Time in previous or other position
Michael Chamberlain	Director, Investments	16 years 3 months		
Owen Nash	Director, Investment Committee	13 years 3 months		
John O'Reilly	GM, Investment Operations	5 years 11 months		
Ryan Gillanders	Investment Analyst	6 years 0 months		
Daniel Borrie	Investment Analyst	4 years 0 months		

**Further information:****Information about conflicts of interest**

There have not been changes to the nature, or increases in the scale of, the funds related-party transactions compared with the last quarter. See the SuperLife annual financial statements for more information about the scheme's related-party transactions.

Changes to trade allocation, execution and proxy voting policies

There have not been changes to the fund's trade allocation, execution and proxy voting policies in the past three months. See www.superlife.co.nz/documents/policies.pdf for more information about these policies.

Changes to valuation methods

There have not been changes to the fund's valuation methods in the past three months.

Electronic disclosure of this information

Most of the information contained in this statement, including some additional information, is available in a spreadsheet at www.superlife.co.nz/data_files/QDS/2014_June/Ethica_data.xls.

Notes

- ¹ Returns in this statement are after tax at the highest prescribed investor rate (PIR) of tax for an individual New Zealand resident. Your tax rate may be lower.
- ² Fund fees are fees charged as a percentage of a member's interest in the fund (i.e. as a percentage of their KiwiSaver Account balance).
- ³ Membership fees are the fixed dollar charges for membership in the KiwiSaver scheme. It is deducted at \$2.75 a month from your KiwiSaver Account. If you invest in more than one fund of SuperLife, only one administration fee is deducted.
- ⁴ The average annual return is the average return since the start of the fund. It therefore includes the period prior to the completion of the first complete tax year and also the period since the end of the last complete tax year. It is not the average of the bars shown in the graph.



SuperLife

Manager's certificate

On behalf of SuperLife Limited, as the manager of the KiwiSaver scheme known as SuperLife (KSS 10022), we state:

1. This disclosure statement has been prepared for the purposes of the KiwiSaver (Periodic Disclosure) Regulations 2013 ("**Regulations**");
2. To the best of our knowledge after making reasonable enquiry, all information required by the Regulations has been disclosed in accordance with these Regulations and the information presented is accurate;
3. This disclosure statement does not contain any statement that is likely to deceive or mislead with regard to any particular that would be material to an offer of an interest in SuperLife.

Michael Chamberlain, Director

Owen Nash, Director

21 July 2014

Date



SuperLife Gemino

What is the purpose of this statement?

This statement provides key information about the SuperLife Gemino. It tells you how the fund has performed and what fees it charged, and will help you to compare it with other funds. We prepared this statement in accordance with the KiwiSaver (Periodic Disclosure) Regulations 2013. This information is not audited and may be updated.

Description of the fund

The fund invests in a concentrated portfolio of shares in companies (10 to 20) each of which we think have the potential to double in value on a 1 to 3 year time horizon. It is high risk, as an individual company could also reduce to zero value and returns should be measured over a 7 to 10 year period.

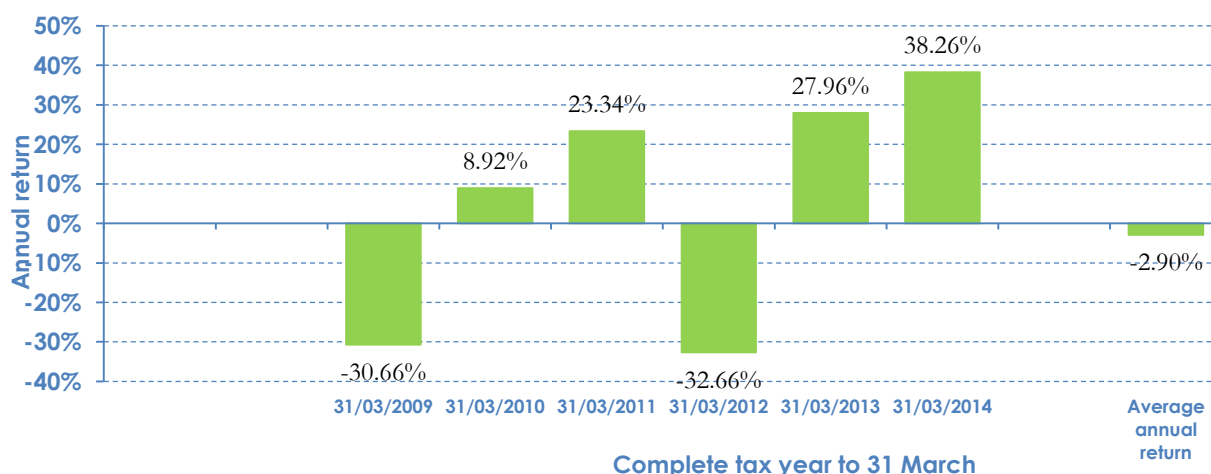
Total value of the fund:	\$4,174,480
Number of members in the fund:	637
Date the fund started:	3 October 2007

How has the fund performed?

Annual return:	Past year
(after deductions for fund fees and tax ¹)	34.20%

How has the fund performed in the past?

This shows the return after fund fees and taxes for each tax year since the fund started and the **average annual return**⁴ since the fund started. It's important to note that this does not tell you how the fund will perform in the future.





What fees were members charged?

The returns above are after deductions for **fund fees**². These fees were last totalled up for the year to 31 March 2014 and were:

Total fund fees:	0.91% of members' investments
<i>Which are made up of:</i>	
Annual management fee:	0.85%
Performance-based fees:	0.00%
Other fees and costs:	0.06%

Members were also charged **membership fees**³ of \$33 over the year to 31 March 2014.

Members may also be charged fees for specific actions or decisions (e.g. transferring to another KiwiSaver scheme). See http://www.SuperLife.co.nz/documents/kiwisaver_fees.pdf for more information about these fees.

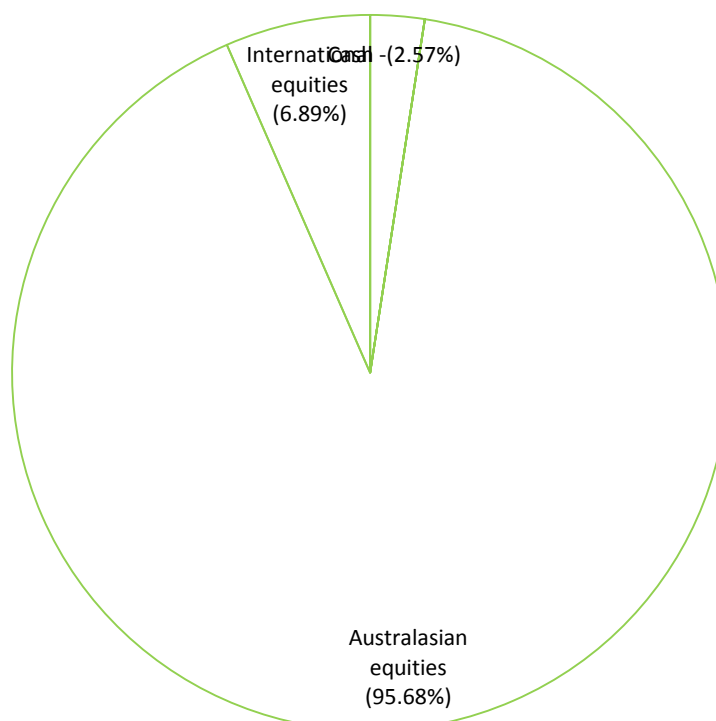
Example of how this applies to a member

Michael had \$10,000 in the fund at the start of the year and did not make any further contributions. At the end of the year, Michael received a return after fund fees and taxes were deducted of \$3,419.00 (that's 34.19% of his initial \$10,000). Michael also paid \$33.00 in membership fees. This gives Michael a total return of \$3,386.00 for the year.

What does the fund invest in?

Actual investment mix

This shows the types of assets that the fund invests in.





Target investment mix

This shows the mix of assets that the fund generally intends to invest in.

Cash and cash equivalents	0.00%
New Zealand fixed interest	0.00%
International fixed interest	0.00%
Australasian equities	70.00%
International equities	30.00%
Listed property	0.00%
Unlisted property	0.00%
Other	0.00%

Top ten investments

	Name	Percentage of fund net assets	Type	Country	Credit rating (if applicable)
1	Pacific Edge Limited (PEB)	25.34%	Australasian Equities	New Zealand	n/a
2	Wellington Drive Technologies Limited (WDTPA)	11.31%	Australasian Equities	New Zealand	n/a
3	Lamboo Resources Limited (LMB)	10.92%	Australasian Equities	Australia	n/a
4	Green Cross Health Limited (GXH)	8.01%	Australasian Equities	New Zealand	n/a
5	Genesis Energy Limited (GNE)	6.84%	Australasian Equities	New Zealand	n/a
6	PGG Wrightson Limited (PGW)	6.38%	Australasian Equities	New Zealand	n/a
7	Rakon Limited (RAK)	5.63%	Australasian Equities	New Zealand	n/a
8	Cavalier Corporation Limited (CAV)	3.51%	Australasian Equities	New Zealand	n/a
9	Qihoo 360 Technology (QIHU)	3.45%	International Equities	United States	n/a
10	Yahoo Inc (YHOO)	3.43%	International Equities	United States	n/a

The top 10 investments make up 84.82% of the fund.

Key personnel

This shows the directors and employees who have the most influence on the investment decisions of the fund.

Name	Current position	Time in current position	Previous or other positions	Time in previous or other position
Michael Chamberlain	Director, Investments	16 years 3 months		
Owen Nash	Director, Investment Committee	13 years 3 months		
John O'Reilly	GM, Investment Operations	5 years 11 months		
Ryan Gillanders	Investment Analyst	6 years 0 months		
Daniel Borrie	Investment Analyst	4 years 0 months		

**Further information:****Information about conflicts of interest**

There have not been changes to the nature, or increases in the scale of, the funds related-party transactions compared with the last quarter. See the SuperLife annual financial statements for more information about the scheme's related-party transactions.

Changes to trade allocation, execution and proxy voting policies

There have not been changes to the fund's trade allocation, execution and proxy voting policies in the past three months. See www.superlife.co.nz/documents/policies.pdf for more information about these policies.

Changes to valuation methods

There have not been changes to the fund's valuation methods in the past three months.

Electronic disclosure of this information

Most of the information contained in this statement, including some additional information, is available in a spreadsheet at www.superlife.co.nz/data_files/QDS/2014_June/Gemino_data.xls.

Notes

- ¹ Returns in this statement are after tax at the highest prescribed investor rate (PIR) of tax for an individual New Zealand resident. Your tax rate may be lower.
- ² Fund fees are fees charged as a percentage of a member's interest in the fund (i.e. as a percentage of their KiwiSaver Account balance).
- ³ Membership fees are the fixed dollar charges for membership in the KiwiSaver scheme. It is deducted at \$2.75 a month from your KiwiSaver Account. If you invest in more than one fund of SuperLife, only one administration fee is deducted.
- ⁴ The average annual return is the average return since the start of the fund. It therefore includes the period prior to the completion of the first complete tax year and also the period since the end of the last complete tax year. It is not the average of the bars shown in the graph.



SuperLife

Manager's certificate

On behalf of SuperLife Limited, as the manager of the KiwiSaver scheme known as SuperLife (KSS 10022), we state:

1. This disclosure statement has been prepared for the purposes of the KiwiSaver (Periodic Disclosure) Regulations 2013 ("**Regulations**");
2. To the best of our knowledge after making reasonable enquiry, all information required by the Regulations has been disclosed in accordance with these Regulations and the information presented is accurate;
3. This disclosure statement does not contain any statement that is likely to deceive or mislead with regard to any particular that would be material to an offer of an interest in SuperLife.

Michael Chamberlain, Director

Owen Nash, Director

21 July 2014

Date



SuperLife UK Cash Pool

What is the purpose of this statement?

This statement provides key information about the SuperLife UK Cash Pool. It tells you how the fund has performed and what fees it charged, and will help you to compare it with other funds. We prepared this statement in accordance with the KiwiSaver (Periodic Disclosure) Regulations 2013. This information is not audited and may be updated.

Description of the fund

The fund invests, on a passive basis, in the cash and cash equivalent investments, primarily denominated in UK pounds. Returns should be measured over a 1 to 2 year period.

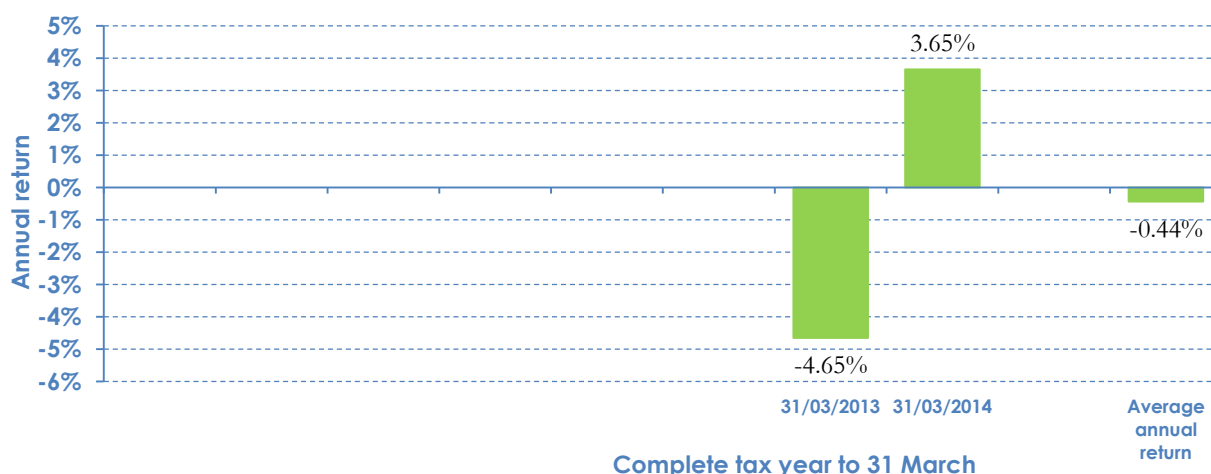
Total value of the fund:	\$89,056
Number of members in the fund:	7
Date the fund started:	23 March 2012

How has the fund performed?

Annual return:	Past year
(after deductions for fund fees and tax ¹)	-0.44%

How has the fund performed in the past?

This shows the return after fund fees and taxes for each tax year since the fund started and the **average annual return**⁴ since the fund started. It's important to note that this does not tell you how the fund will perform in the future.





What fees were members charged?

The returns above are after deductions for **fund fees**². These fees were last totalled up for the year to 31 March 2014 and were:

Total fund fees:	0.59% of members' investments
<i>Which are made up of:</i>	
Annual management fee:	0.53%
Performance-based fees:	0.00%
Other fees and costs:	0.06%

Members were also charged **membership fees**³ of \$33 over the year to 31 March 2014.

Members may also be charged fees for specific actions or decisions (e.g. transferring to another KiwiSaver scheme). See http://www.SuperLife.co.nz/documents/kiwisaver_fees.pdf for more information about these fees.


Example of how this applies to a member

Michael had \$10,000 in the fund at the start of the year and did not make any further contributions. At the end of the year, Michael received a return after fund fees and taxes were deducted of -\$44.00 (that's -0.44% of his initial \$10,000). Michael also paid \$33.00 in membership fees. This gives Michael a total return of -\$77.00 for the year.

What does the fund invest in?

Actual investment mix

This shows the types of assets that the fund invests in.





Target investment mix

This shows the mix of assets that the fund generally intends to invest in.

Cash and cash equivalents	100.00%
New Zealand fixed interest	0.00%
International fixed interest	0.00%
Australasian equities	0.00%
International equities	0.00%
Listed property	0.00%
Unlisted property	0.00%
Other	0.00%

Top ten investments

	Name	Percentage of fund net assets	Type	Country	Credit rating (if applicable)
1	Cash deposit (TSB Bank)	95.22%	Cash & cash equivalents	New Zealand	n/a
2	Cash deposit (TSB Bank NZ\$)	4.80%	Cash & cash equivalents	New Zealand	n/a
3					
4					
5					
6					
7					
8					
9					
10					

The top 10 investments make up 100.02% of the fund

5

Key personnel

This shows the directors and employees who have the most influence on the investment decisions of the fund.

Name	Current position	Time in current position	Previous or other positions	Time in previous or other position
Michael Chamberlain	Director, Investments	16 years 3 months		
Owen Nash	Director, Investment Committee	13 years 3 months		
John O'Reilly	GM, Investment Operations	5 years 11 months		
Ryan Gillanders	Investment Analyst	6 years 0 months		
Daniel Borrie	Investment Analyst	4 years 0 months		

**Further information:****Information about conflicts of interest**

There have not been changes to the nature, or increases in the scale of, the funds related-party transactions compared with the last quarter. See the SuperLife annual financial statements for more information about the scheme's related-party transactions.

Changes to trade allocation, execution and proxy voting policies

There have not been changes to the fund's trade allocation, execution and proxy voting policies in the past three months. See www.superlife.co.nz/documents/policies.pdf for more information about these policies.

Changes to valuation methods

There have not been changes to the fund's valuation methods in the past three months.

Electronic disclosure of this information

Most of the information contained in this statement, including some additional information, is available in a spreadsheet at www.superlife.co.nz/data_files/QDS/2014_June/UK_Cash_data.xls.

Notes

- ¹ Returns in this statement are after tax at the highest prescribed investor rate (PIR) of tax for an individual New Zealand resident. Your tax rate may be lower.
- ² Fund fees are fees charged as a percentage of a member's interest in the fund (i.e. as a percentage of their KiwiSaver Account balance).
- ³ Membership fees are the fixed dollar charges for membership in the KiwiSaver scheme. It is deducted at \$2.75 a month from your KiwiSaver Account. If you invest in more than one fund of SuperLife, only one administration fee is deducted.
- ⁴ The average annual return is the average return since the start of the fund. It therefore includes the period prior to the completion of the first complete tax year and also the period since the end of the last complete tax year. It is not the average of the bars shown in the graph.
- ⁵ In addition to the investments, the fund had current assets/liabilities. As a result the total value of the investments is greater than the net asset value.



SuperLife

Manager's certificate

On behalf of SuperLife Limited, as the manager of the KiwiSaver scheme known as SuperLife (KSS 10022), we state:

1. This disclosure statement has been prepared for the purposes of the KiwiSaver (Periodic Disclosure) Regulations 2013 ("**Regulations**");
2. To the best of our knowledge after making reasonable enquiry, all information required by the Regulations has been disclosed in accordance with these Regulations and the information presented is accurate;
3. This disclosure statement does not contain any statement that is likely to deceive or mislead with regard to any particular that would be material to an offer of an interest in SuperLife.

Michael Chamberlain, Director

Owen Nash, Director

21 July 2014

Date



SuperLife

SuperLife UK Growth Pool

What is the purpose of this statement?

This statement provides key information about the SuperLife UK Growth Pool. It tells you how the fund has performed and what fees it charged, and will help you to compare it with other funds. We prepared this statement in accordance with the KiwiSaver (Periodic Disclosure) Regulations 2013. This information is not audited and may be updated.

Description of the fund

The fund invests, on a passive basis, in listed securities in the global share and property markets, from the perspective of an investor who will measure returns in UK pound terms. Investment decisions are based on our view of the UK and global investment and economic outlook on a 3 to 5 year time horizon and returns should be measured over a 7 to 10 year period.

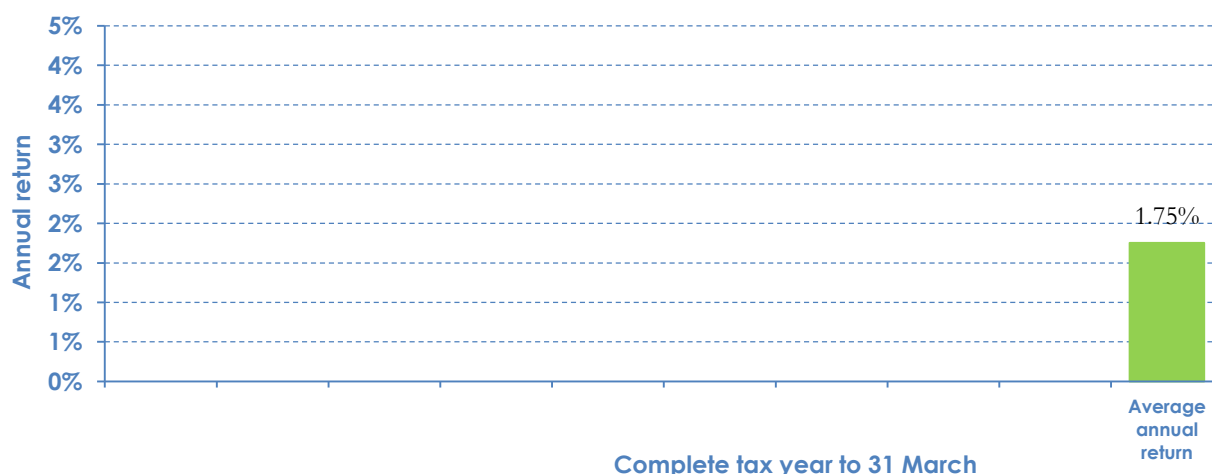
Total value of the fund:	\$8,238
Number of members in the fund:	5
Date the fund started:	12 September 2013

How has the fund performed?

	Past year
Return for the period 12 Sep 2013 to 30 Jun 2014:	1.75%
(after deductions for fund fees and tax ¹)	

How has the fund performed in the past?

This shows the return after fund fees and taxes for each tax year since the fund started and the **average annual return**⁴ since the fund started. It's important to note that this does not tell you how the fund will perform in the future.





What fees were members charged?

The returns above are after deductions for **fund fees**². These fees were last totalled up for the year to 31 March 2014 and were:

Total fund fees: ⁵	0.92% of members' investments
<i>Which are made up of:</i>	
Annual management fee:	0.86%
Performance-based fees:	0.00%
Other fees and costs:	0.06%

Members were also charged **membership fees**³ of \$33 over the year to 31 March 2014. ⁶

Members may also be charged fees for specific actions or decisions (e.g. transferring to another KiwiSaver scheme). See http://www.SuperLife.co.nz/documents/kiwisaver_fees.pdf for more information about these fees.

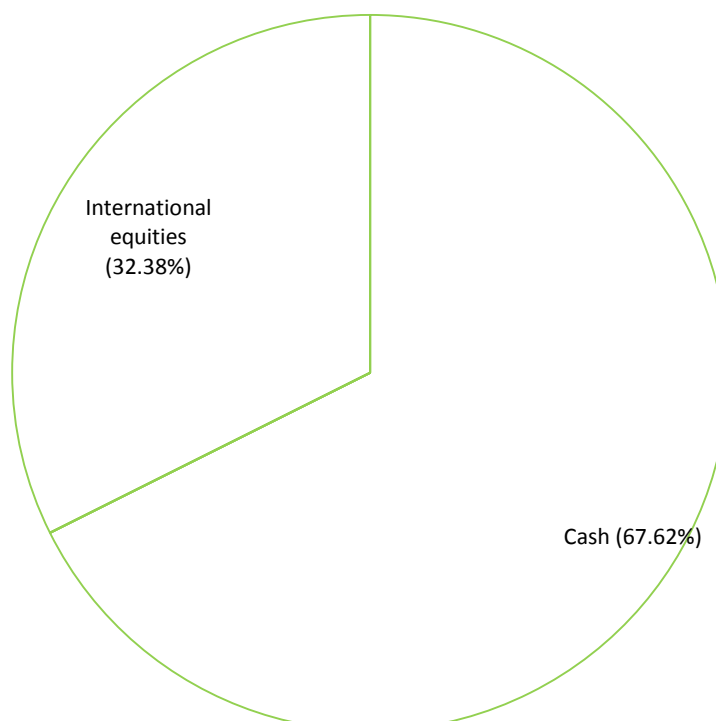
Example of how this applies to a member ⁷

Michael had \$10,000 in the fund at the start of the year and did not make any further contributions. At the end of the year, Michael received a return after fund fees and taxes were deducted of \$175.00 (that's 1.75% of his initial \$10,000). Michael also paid \$27.50 in membership fees. This gives Michael a total return of \$147.50 for the year.

What does the fund invest in?

Actual investment mix

This shows the types of assets that the fund invests in.





Target investment mix

This shows the mix of assets that the fund generally intends to invest in.

Cash and cash equivalents	0.00%
New Zealand fixed interest	0.00%
International fixed interest	0.00%
Australasian equities	0.00%
International equities	100.00%
Listed property	0.00%
Unlisted property	0.00%
Other	0.00%

Top ten investments

	Name	Percentage of fund net assets	Type	Country	Credit rating (if applicable)
1	Cash deposit (TSB Bank PDS)	67.39%	Cash & cash equivalents	New Zealand	n/a
2	iShares S&P 500 Index Fund (IVV)	13.28%	Fund	United States	n/a
3	SPDR S&P International Dividend ETF (DWX)	9.63%	Fund	United States	n/a
4	iShares Core MSCI EAFE (IEFA)	5.35%	Fund	United States	n/a
5	iShares Core MSCI Emerging Markets (IEMG)	4.25%	Fund	United States	n/a
6	Cash deposit (TSB Bank NZ\$)	0.52%	Cash & cash equivalents	New Zealand	n/a
7					
8					
9					
10					

The top 10 investments make up 100.42% of the fund

8

Key personnel

This shows the directors and employees who have the most influence on the investment decisions of the fund.

Name	Current position	Time in current position	Previous or other positions	Time in previous or other position
Michael Chamberlain	Director, Investments	16 years 3 months		
Owen Nash	Director, Investment Committee	13 years 3 months		
John O'Reilly	GM, Investment Operations	5 years 11 months		
Ryan Gillanders	Investment Analyst	6 years 0 months		
Daniel Borrie	Investment Analyst	4 years 0 months		

**Further information:****Information about conflicts of interest**

There have not been changes to the nature, or increases in the scale of, the funds related-party transactions compared with the last quarter. See the SuperLife annual financial statements for more information about the scheme's related-party transactions.

Changes to trade allocation, execution and proxy voting policies

There have not been changes to the fund's trade allocation, execution and proxy voting policies in the past three months. See www.superlife.co.nz/documents/policies.pdf for more information about these policies.

Changes to valuation methods

There have not been changes to the fund's valuation methods in the past three months.

Electronic disclosure of this information

Most of the information contained in this statement, including some additional information, is available in a spreadsheet at www.superlife.co.nz/data_files/QDS/2014_June/UK_Growth_data.xls.

Notes

- ¹ Returns in this statement are after tax at the highest prescribed investor rate (PIR) of tax for an individual New Zealand resident. Your tax rate may be lower.
- ² Fund fees are fees charged as a percentage of a member's interest in the fund (i.e. as a percentage of their KiwiSaver Account balance).
- ³ Membership fees are the fixed dollar charges for membership in the KiwiSaver scheme. It is deducted at \$2.75 a month from your KiwiSaver Account. If you invest in more than one fund of SuperLife, only one administration fee is deducted.
- ⁴ The average annual return is the average return since the start of the fund. It therefore includes the period since the end of the last complete tax year.
- ⁵ The Fund had not been going for a full financial year and therefore does not have an actual annual fund fee. The estimated level of fund fees are 0.92% a year of a member's investments.
- ⁶ The fund had not been going for the full financial year. \$33 is the annual level of membership fees.
- ⁷ The "year" is the period 12 September 2013 to 31 December 2013.
- ⁸ In addition to the investments, the fund had current assets/liabilities. As a result the total value of the investments is greater than the net asset value.



SuperLife

Manager's certificate

On behalf of SuperLife Limited, as the manager of the KiwiSaver scheme known as SuperLife (KSS 10022), we state:

1. This disclosure statement has been prepared for the purposes of the KiwiSaver (Periodic Disclosure) Regulations 2013 ("**Regulations**");
2. To the best of our knowledge after making reasonable enquiry, all information required by the Regulations has been disclosed in accordance with these Regulations and the information presented is accurate;
3. This disclosure statement does not contain any statement that is likely to deceive or mislead with regard to any particular that would be material to an offer of an interest in SuperLife.

Michael Chamberlain, Director

Owen Nash, Director

21 July 2014

Date



SuperLife UK Income Pool

What is the purpose of this statement?

This statement provides key information about the SuperLife UK Income Pool. It tells you how the fund has performed and what fees it charged, and will help you to compare it with other funds. We prepared this statement in accordance with the KiwiSaver (Periodic Disclosure) Regulations 2013. This information is not audited and may be updated.

Description of the fund

The fund invests, on a passive basis, in the global fixed interest markets from the perspective of an investor who will measure returns in UK pound terms. Investment decisions are based on our view of the UK and global interest rate outlook on a 1 to 3 year time horizon and returns should be measured over a 3 to 5 year period.


Total value of the fund:	\$5,455
Number of members in the fund:	2
Date the fund started:	5 October 2013

How has the fund performed?

	Past year
Return for the period 5 Oct 2013 to 30 Jun 2014:	-0.21%
(after deductions for fund fees and tax ¹)	

How has the fund performed in the past?

This shows the return after fund fees and taxes for each tax year since the fund started and the **average annual return**⁴ since the fund started. It's important to note that this does not tell you how the fund will perform in the future.





What fees were members charged?

The returns above are after deductions for **fund fees**². These fees were last totalled up for the year to 31 March 2014 and were:

Total fund fees: ⁵	0.68% of members' investments
<i>Which are made up of:</i>	
Annual management fee:	0.64%
Performance-based fees:	0.00%
Other fees and costs:	0.04%

Members were also charged **membership fees**³ of \$33 over the year to 31 March 2014. ⁶

Members may also be charged fees for specific actions or decisions (e.g. transferring to another KiwiSaver scheme). See http://www.SuperLife.co.nz/documents/kiwisaver_fees.pdf for more information about these fees.

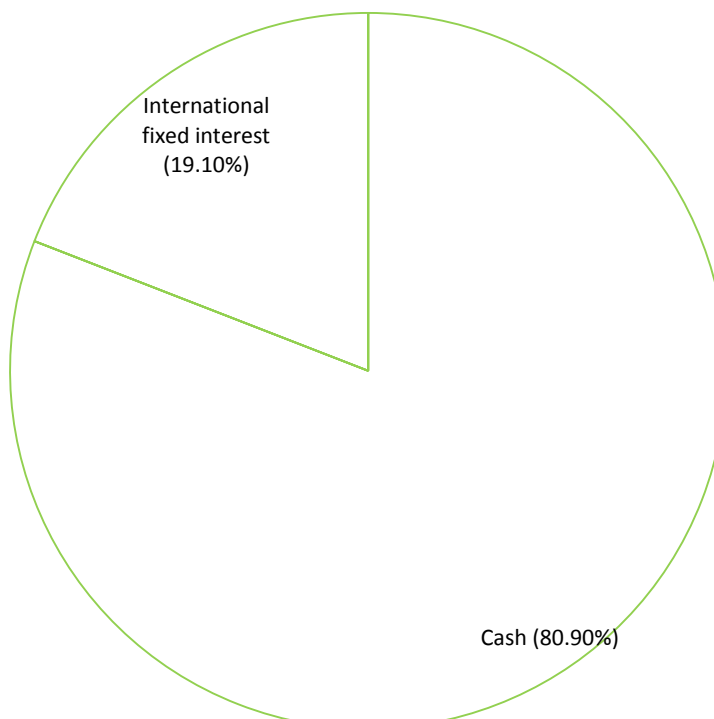
Example of how this applies to a member ⁷

Michael had \$10,000 in the fund at the start of the year and did not make any further contributions. At the end of the year, Michael received a return after fund fees and taxes were deducted of -\$21.00 (that's -0.21% of his initial \$10,000). Michael also paid \$24.75 in membership fees. This gives Michael a total return of -\$45.75 for the year.

What does the fund invest in?

Actual investment mix

This shows the types of assets that the fund invests in.





Target investment mix

This shows the mix of assets that the fund generally intends to invest in.

Cash and cash equivalents	0.00%
New Zealand fixed interest	0.00%
International fixed interest	100.00%
Australasian equities	0.00%
International equities	0.00%
Listed property	0.00%
Unlisted property	0.00%
Other	0.00%

Top ten investments

	Name	Percentage of fund net assets	Type	Country	Credit rating (if applicable)
1	Cash deposit (TSB Bank PDS)	79.33%	Cash & cash equivalents	United Kingdom	n/a
2	iShares 111 PLC iShares Corp BND Ex-Fin Ucits ETF (ISFX)	19.20%	Fund	United Kingdom	n/a
3	Cash deposit (TSB Bank NZ\$)	2.03%	Cash & cash equivalents	New Zealand	n/a
4					
5					
6					
7					
8					
9					
10					

The top 10 investments make up 100.56% of the fund

8

Key personnel

This shows the directors and employees who have the most influence on the investment decisions of the fund.

Name	Current position	Time in current position	Previous or other positions	Time in previous or other position
Michael Chamberlain	Director, Investments	16 years 3 months		
Owen Nash	Director, Investment Committee	13 years 3 months		
John O'Reilly	GM, Investment Operations	5 years 11 months		
Ryan Gillanders	Investment Analyst	6 years 0 months		
Daniel Borrie	Investment Analyst	4 years 0 months		

**Further information:****Information about conflicts of interest**

There have not been changes to the nature, or increases in the scale of, the funds related-party transactions compared with the last quarter. See the SuperLife annual financial statements for more information about the scheme's related-party transactions.

Changes to trade allocation, execution and proxy voting policies

There have not been changes to the fund's trade allocation, execution and proxy voting policies in the past three months. See www.superlife.co.nz/documents/policies.pdf for more information about these policies.

Changes to valuation methods

There have not been changes to the fund's valuation methods in the past three months.

Electronic disclosure of this information

Most of the information contained in this statement, including some additional information, is available in a spreadsheet at www.superlife.co.nz/data_files/QDS/2014_June/UK_Income_data.xls.

Notes

- ¹ Returns in this statement are after tax at the highest prescribed investor rate (PIR) of tax for an individual New Zealand resident. Your tax rate may be lower.
- ² Fund fees are fees charged as a percentage of a member's interest in the fund (i.e. as a percentage of their KiwiSaver Account balance).
- ³ Membership fees are the fixed dollar charges for membership in the KiwiSaver scheme. It is deducted at \$2.75 a month from your KiwiSaver Account. If you invest in more than one fund of SuperLife, only one administration fee is deducted.
- ⁴ The average annual return is the average return since the start of the fund. It therefore includes the period since the end of the last complete tax year.
- ⁵ The Fund had not been going for a full financial year and therefore does not have an actual annual fund fee. The estimated level of fund fees are 0.68% a year of a member's investments.
- ⁶ The fund had not been going for the full financial year. \$33 is the annual level of membership fees.
- ⁷ The "year" is the period 5 October 2013 to 31 December 2013.
- ⁸ In addition to the investments, the fund had current assets/liabilities. As a result the total value of the investments is greater than the net asset value.



SuperLife

Manager's certificate

On behalf of SuperLife Limited, as the manager of the KiwiSaver scheme known as SuperLife (KSS 10022), we state:

1. This disclosure statement has been prepared for the purposes of the KiwiSaver (Periodic Disclosure) Regulations 2013 ("**Regulations**");
2. To the best of our knowledge after making reasonable enquiry, all information required by the Regulations has been disclosed in accordance with these Regulations and the information presented is accurate;
3. This disclosure statement does not contain any statement that is likely to deceive or mislead with regard to any particular that would be material to an offer of an interest in SuperLife.

Michael Chamberlain, Director

Owen Nash, Director

21 July 2014

Date



SuperLife

AIM First Home & AIM Future Fund

What is the purpose of this statement?

This statement provides key information about the SuperLife AIM First Home & AIM Future Fund. It tells you how the fund has performed and what fees it charged, and will help you to compare it with other funds. We prepared this statement in accordance with the KiwiSaver (Periodic Disclosure) Regulations 2013. This information is not audited and may be updated.

Description of the fund

The fund invests in the 10 single sector SuperLife Pools and focuses on the fixed interest and cash Pools designed for an investor saving for the short-term (3 to 5 years). Investment decisions take into account the interest rate, investment and economic outlook on a 1 to 3 year time horizon and returns should be measured over a 3 to 5 year period.

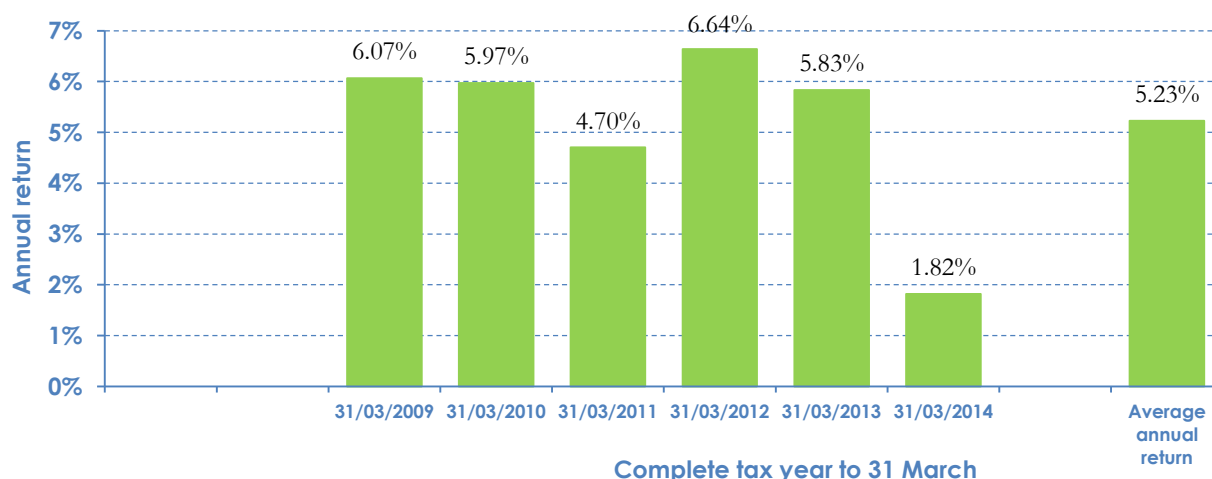
Total value of the fund:	\$0
Number of members in the fund:	0
Date the fund started:	1 October 2007

How has the fund performed?

Annual return:	Past year
(after deductions for fund fees and tax ¹)	4.49%

How has the fund performed in the past?

This shows the return after fund fees and taxes for each tax year since the fund started and the **average annual return**⁴ since the fund started. It's important to note that this does not tell you how the fund will perform in the future.





What fees were members charged?

The returns above are after deductions for **fund fees**². These fees were last totalled up for the year to 31 March 2014 and were:

Total fund fees:	0.63% of members' investments
<i>Which are made up of:</i>	
Annual management fee:	0.58%
Performance-based fees:	0.00%
Other fees and costs:	0.05%

Members were also charged **membership fees**³ of \$33 over the year to 31 March 2014.

Members may also be charged fees for specific actions or decisions (e.g. transferring to another KiwiSaver scheme). See http://www.SuperLife.co.nz/documents/kiwisaver_fees.pdf for more information about these fees.

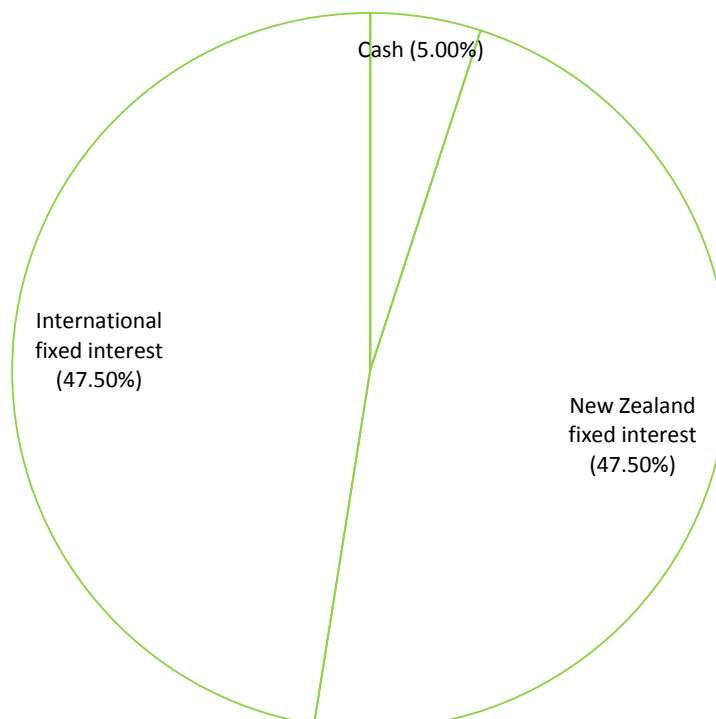
Example of how this applies to a member

Michael had \$10,000 in the fund at the start of the year and did not make any further contributions. At the end of the year, Michael received a return after fund fees and taxes were deducted of \$448.00 (that's 4.48% of his initial \$10,000). Michael also paid \$33.00 in membership fees. This gives Michael a total return of \$415.00 for the year.

What does the fund invest in?

Actual investment mix

This shows the types of assets that the fund invests in.





Target investment mix

This shows the mix of assets that the fund generally intends to invest in.

Cash and cash equivalents	70.00%
New Zealand fixed interest	15.00%
International fixed interest	15.00%
Australasian equities	0.00%
International equities	0.00%
Listed property	0.00%
Unlisted property	0.00%
Other	0.00%

Top ten investments

	Name	Percentage of fund net assets	Type	Country	Credit rating (if applicable)
1	NZ Bonds Pool	47.50%	New Zealand fixed interest	New Zealand	n/a
2	Overseas Non-government Bonds Pool	47.50%	International fixed interest	New Zealand	n/a
3	Cash Pool	5.00%	Cash and cash equivalents	New Zealand	n/a
4					
5					
6					
7					
8					
9					
10					

The top 10 investments make up 100.00% of the fund

Key personnel

This shows the directors and employees who have the most influence on the investment decisions of the fund.

Name	Current position	Time in current position	Previous or other positions	Time in previous or other position
Michael Chamberlain	Director, Investments	16 years 3 months		
Owen Nash	Director, Investment Committee	13 years 3 months		
John O'Reilly	GM, Investment Operations	5 years 11 months		
Ryan Gillanders	Investment Analyst	6 years 0 months		
Daniel Borrie	Investment Analyst	4 years 0 months		



Further information:

Information about conflicts of interest

There have not been changes to the nature, or increases in the scale of, the funds related-party transactions compared with the last quarter. See the SuperLife annual financial statements for more information about the scheme's related-party transactions.

Changes to trade allocation, execution and proxy voting policies

There have not been changes to the fund's trade allocation, execution and proxy voting policies in the past three months. See www.superlife.co.nz/documents/policies.pdf for more information about these policies.

Changes to valuation methods

There have not been changes to the fund's valuation methods in the past three months.

Electronic disclosure of this information

Most of the information contained in this statement, including some additional information, is available in a spreadsheet at www.superlife.co.nz/data_files/QDS/2014_June/AIM_First_Home_AIM_Future_data.xls.

Notes

- ¹ Returns in this statement are after tax at the highest prescribed investor rate (PIR) of tax for an individual New Zealand resident. Your tax rate may be lower.
- ² Fund fees are fees charged as a percentage of a member's interest in the fund (i.e. as a percentage of their KiwiSaver Account balance).
- ³ Membership fees are the fixed dollar charges for membership in the KiwiSaver scheme. It is deducted at \$2.75 a month from your KiwiSaver Account. If you invest in more than one fund of SuperLife, only one administration fee is deducted.
- ⁴ The average annual return is the average return since the start of the fund. It therefore includes the period prior to the completion of the first complete tax year and also the period since the end of the last complete tax year. It is not the average of the bars shown in the graph.



SuperLife

Manager's certificate

On behalf of SuperLife Limited, as the manager of the KiwiSaver scheme known as SuperLife (KSS 10022), we state:

1. This disclosure statement has been prepared for the purposes of the KiwiSaver (Periodic Disclosure) Regulations 2013 ("**Regulations**");
2. To the best of our knowledge after making reasonable enquiry, all information required by the Regulations has been disclosed in accordance with these Regulations and the information presented is accurate;
3. This disclosure statement does not contain any statement that is likely to deceive or mislead with regard to any particular that would be material to an offer of an interest in SuperLife.

Michael Chamberlain, Director

Owen Nash, Director

21 July 2014

Date



SuperLife the D fund

What is the purpose of this statement?

This statement provides key information about the SuperLife the D fund. It tells you how the fund has performed and what fees it charged, and will help you to compare it with other funds. We prepared this statement in accordance with the KiwiSaver (Periodic Disclosure) Regulations 2013. This information is not audited and may be updated.

Description of the fund

The fund is equivalent to the government-defined default-KiwiSaver-provider default option and has 15% to 25% of its assets in the property and share Pools and 75% to 85% in the cash and bond Pools. Decisions are based on our view of the investment and economic outlook of the different sectors, on a 1 to 3 year time horizon and returns should be measured over a 3 to 5 year period.

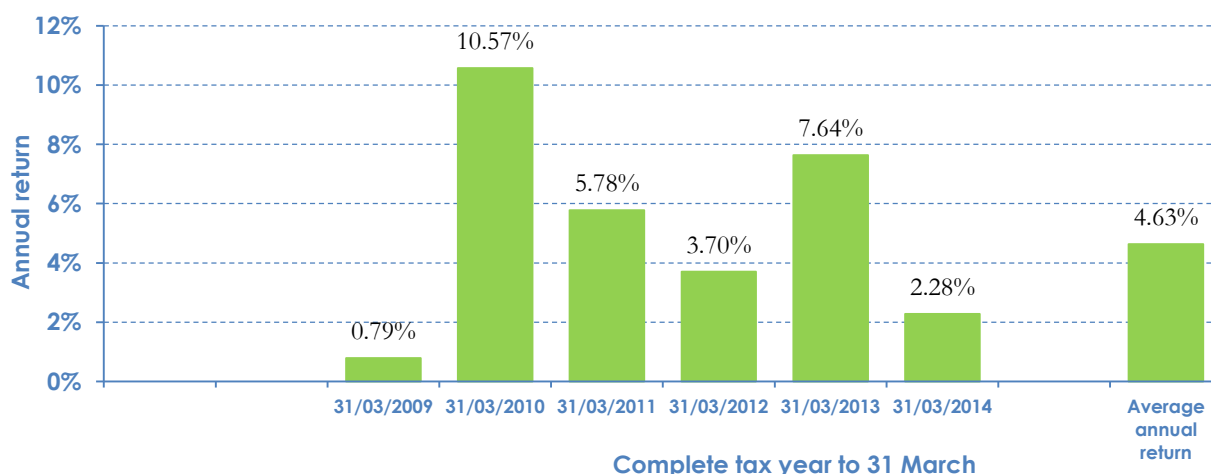
Total value of the fund:	\$0
Number of members in the fund:	0
Date the fund started:	1 October 2007

How has the fund performed?

Annual return:	Past year
(after deductions for fund fees and tax ¹)	5.59%

How has the fund performed in the past?

This shows the return after fund fees and taxes for each tax year since the fund started and the **average annual return**⁴ since the fund started. It's important to note that this does not tell you how the fund will perform in the future.





What fees were members charged?

The returns above are after deductions for **fund fees**². These fees were last totalled up for the year to 31 March 2014 and were:

Total fund fees:	0.65% of members' investments
<i>Which are made up of:</i>	
Annual management fee:	0.60%
Performance-based fees:	0.00%
Other fees and costs:	0.05%

Members were also charged **membership fees**³ of \$33 over the year to 31 March 2014.

Members may also be charged fees for specific actions or decisions (e.g. transferring to another KiwiSaver scheme). See http://www.SuperLife.co.nz/documents/kiwisaver_fees.pdf for more information about these fees.

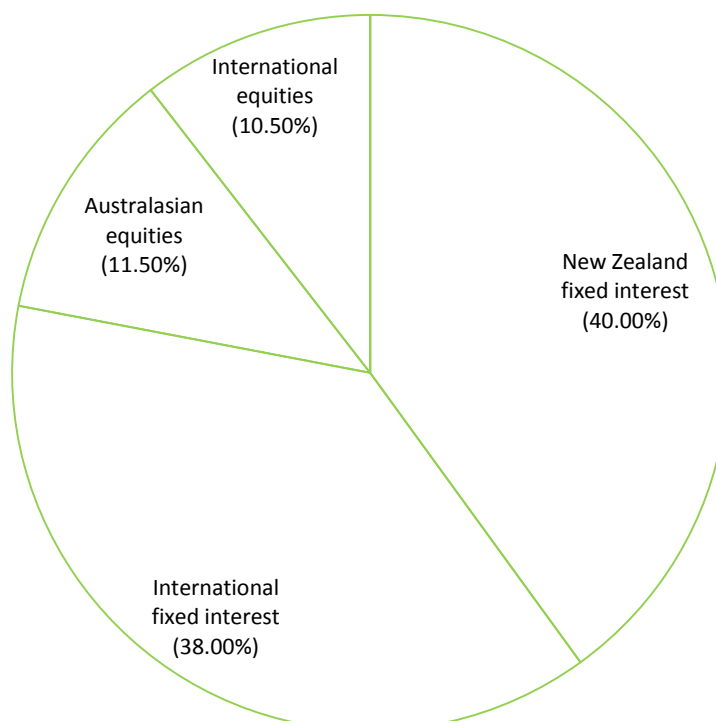
Example of how this applies to a member

Michael had \$10,000 in the fund at the start of the year and did not make any further contributions. At the end of the year, Michael received a return after fund fees and taxes were deducted of \$558.00 (that's 5.58% of his initial \$10,000). Michael also paid \$33.00 in membership fees. This gives Michael a total return of \$525.00 for the year.

What does the fund invest in?

Actual investment mix

This shows the types of assets that the fund invests in.





Target investment mix

This shows the mix of assets that the fund generally intends to invest in.

Cash and cash equivalents	0.00%
New Zealand fixed interest	40.00%
International fixed interest	40.00%
Australasian equities	7.00%
International equities	10.00%
Listed property	3.00%
Unlisted property	0.00%
Other	0.00%

Top ten investments

	Name	Percentage of fund net assets	Type	Country	Credit rating (if applicable)
1	NZ Bonds Pool	40.00%	New Zealand fixed interest	New Zealand	n/a
2	Overseas Non-government Bonds Pool	38.00%	International fixed interest	New Zealand	n/a
3	Australian Shares Pool	6.50%	Australasian shares	New Zealand	n/a
4	New Zealand Shares Pool	5.00%	Australasian shares	New Zealand	n/a
5	Overseas Shares Currency Hedged Pool	4.50%	International shares	New Zealand	n/a
6	Emerging Markets Pool	4.00%	International shares	New Zealand	n/a
7	Overseas Shares (Unhedged) Pool	2.00%	International shares	New Zealand	n/a
8					
9					
10					

The top 10 investments make up 100.00% of the fund

Key personnel

This shows the directors and employees who have the most influence on the investment decisions of the fund.

Name	Current position	Time in current position	Previous or other positions	Time in previous or other position
Michael Chamberlain	Director, Investments	16 years 3 months		
Owen Nash	Director, Investment Committee	13 years 3 months		
John O'Reilly	GM, Investment Operations	5 years 11 months		
Ryan Gillanders	Investment Analyst	6 years 0 months		
Daniel Borrie	Investment Analyst	4 years 0 months		

**Further information:****Information about conflicts of interest**

There have not been changes to the nature, or increases in the scale of, the funds related-party transactions compared with the last quarter. See the SuperLife annual financial statements for more information about the scheme's related-party transactions.

Changes to trade allocation, execution and proxy voting policies

There have not been changes to the fund's trade allocation, execution and proxy voting policies in the past three months. See www.superlife.co.nz/documents/policies.pdf for more information about these policies.

Changes to valuation methods

There have not been changes to the fund's valuation methods in the past three months.

Electronic disclosure of this information

Most of the information contained in this statement, including some additional information, is available in a spreadsheet at www.superlife.co.nz/data_files/QDS/2014_June/D_fund_data.xls.

Notes

- ¹ Returns in this statement are after tax at the highest prescribed investor rate (PIR) of tax for an individual New Zealand resident. Your tax rate may be lower.
- ² Fund fees are fees charged as a percentage of a member's interest in the fund (i.e. as a percentage of their KiwiSaver Account balance).
- ³ Membership fees are the fixed dollar charges for membership in the KiwiSaver scheme. It is deducted at \$2.75 a month from your KiwiSaver Account. If you invest in more than one fund of SuperLife, only one administration fee is deducted.
- ⁴ The average annual return is the average return since the start of the fund. It therefore includes the period prior to the completion of the first complete tax year and also the period since the end of the last complete tax year. It is not the average of the bars shown in the graph.



SuperLife

Manager's certificate

On behalf of SuperLife Limited, as the manager of the KiwiSaver scheme known as SuperLife (KSS 10022), we state:

1. This disclosure statement has been prepared for the purposes of the KiwiSaver (Periodic Disclosure) Regulations 2013 ("**Regulations**");
2. To the best of our knowledge after making reasonable enquiry, all information required by the Regulations has been disclosed in accordance with these Regulations and the information presented is accurate;
3. This disclosure statement does not contain any statement that is likely to deceive or mislead with regard to any particular that would be material to an offer of an interest in SuperLife.

Michael Chamberlain, Director

Owen Nash, Director

21 July 2014

Date

